





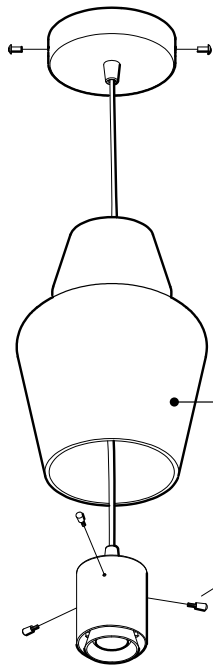
4170-QFI-CLR



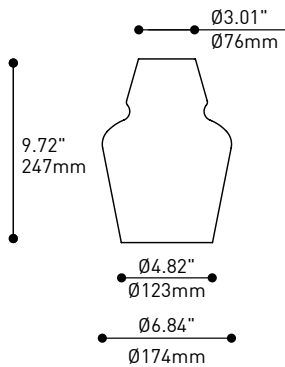
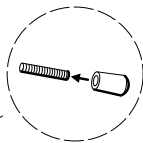
4170-QFI-TCHR



4170-QFI-TGOL



EASY INSTALL & MAINTENANCE
 Shade is shipped separately and is easily installed and levelled via three rubber tipped adjustable pins
 All hardware is invisible and glass is easily lifted for cleaning and re-lamping



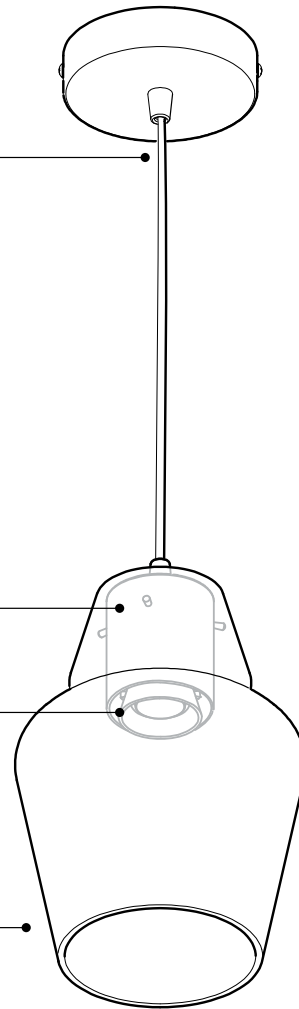
SUSPENSION OPTIONS
 Field adjustable stem mounting or clear cable mounting
 Track adaptor available for halogen and incandescent



CONCEALED CHROME CUP
 Houses LED heatsink and other light source structures

CUSTOM ALUMINUM HEATSINK
 Custom die-cast heatsink tested to ensure an L-70 of 50 000 hrs
 4 x Luxeon Rebel ES LED module w/ 48° total beam angles PMMA TIR (total internal reflecting acrylic optic)

HAND MADE RETRO DESIGN SHADE
 Mouth blown glass shade with a clean-lined design
 Clear, chrome and gold plated finishes that are translucent when lighted



SPECIFICATIONS

	LED.4.XX	MR16C.50	INC.60
LIGHT SOURCE	4 x Luxeon Rebel ES on MCPCB - total ±4 w	50W MR16 Halogen	60W Incandescent
MODULE	UL recognized - made in USA		
LUMENS (ESTIMATED)	374 lm (3000K) - 466 lm (4000K)		
CRI	95 CRI (3000K) - 85 CRI (4000K)		
CUP	Die-stamped cup with chrome plated finish and 3 x thread pins with high temperature resistant rubber tips		
SHADE	Mouth blown clear crystal glass with translucent chrome or translucent gold plating		
HEATSINK	Custom designed die-cast aluminum with black anodized finished for improved thermal performance - L70 estimated 50 000+ hrs		
OPTICS	LEDIL TIR -48° total beam angle		
VOLTAGE	120V or 277V (not available with track adaptor)		
DRIVER / CONVERTER	Lightech 350 mA	Lightech Elect. Transfo.	
DIMMING	Phase dimming (DP) or 0-10V dimming (DV)	w/ ELV dimmer	w/ standard TRIAC dimmer
LM-79	In process		
WARRANTY	5 years	2 years	2 years

SHAKER 4170-QFI

PROJECT PROJET
SPEC TYPE
NOTES

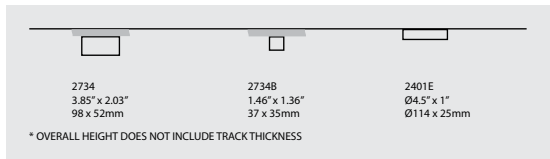


NEW / NOUVEAUTÉ

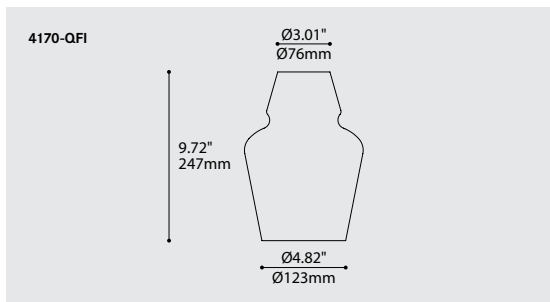
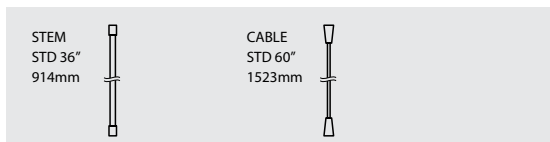
OVERALL HEIGHT HAUTEUR HORS TOUT

LIGHT SOURCE	HAL TRACK 1 CIRCUIT	INC TRACK 1 CIRCUIT	INC- LED HAL
MOUNTING	2734B	2734B	2401E
CABLE	71.70"	71.05"	70.70"
STEM	47.45"	46.80"	46.45"

MOUNTING OPTIONS OPTIONS DE MONTAGE



STEM OR CABLE OPTIONS OPTIONS DE TIGE OU CABLE



ORDERING SPECIFICATION	SPÉCIFICATION DE COMMANDE	CODE
MODEL MODÈLE	4170-QFI SHAKER	4170-QFI
LIGHT SOURCE SOURCE LUMINEUSE	(WATTAGE, LAMP TYPE, LAMP FORM, BASE TYPE, OTHER INFO)	
MR16C.50	50W, HAL, MR16C, GU5.3 BASE	
INC.60	60W, INC, A19, B10, G30 / HAL T10, MEDIUM BASE (120V ONLY)	
LED.4.30*	4W, LED 3000K (WARM)	
LED.4.40*	4W, LED 4000K (NEUTRAL)	
	*NOT AVAILABLE WITH A TRACK ADAPTOR	
VOLTAGE VOLTAGE		
120V	120 VOLT	
277V*	277 VOLT	
	*NOT AVAILABLE WITH A TRACK ADAPTOR	
STEM OR CABLE TIGE OU CABLE		
S6	1/4" (6MM) STEM, FIELD ADJUSTABLE	
C	CLEAR CABLE, FIELD ADJUSTABLE	
STEM OR CABLE LENGTH LONGUEUR TIGE OU CABLE		
36	36" STEM (STD LENGTH)	
60	60" CABLE (STD LENGTH)	
**	CUSTOM STEM LENGTH (MAX 96") (PLEASE SPECIFY)	
**	CUSTOM AIRCRAFT CABLE LENGTH (MAX 180" FOR INC, 120" FOR LED AND 96" FOR HAL) (PLEASE SPECIFY)	
	FOR OVERALL LENGTH PLEASE CONTACT YOUR EUREKA REPRESENTATIVE	
MOUNTING MONTAGE		
RC	ROUND CANOPY / PAVILLON ROND 1" CANOPY (2401E)	
TA1	TRACK ADAPTOR / ADAPTEUR DE RAIL* 1 CIRCUIT HAL 120/12V ADAPTOR (2734) INC 120V ADAPTOR (2734B) *SEE TRACKS & ACCESSORIES PAGE 505	
TRACK ADAPTOR FINISH FINI ADAPTEUR DE RAIL (A)		
WH	WHITE	
BLK	BLACK	
M G	METALLIC GRAY	
	(A) FILL IN IF A TRACK ADAPTOR IS SELECTED, OTHERWISE LEAVE EMPTY	
STRUCTURE FINISH FINI STRUCTURE (B)		CHR
CHR	CHROME	
	(B) INCLUDING CANOPY FINISH IF A CANOPY IS SELECTED	
DIFFUSER FINISH FINI DIFFUSEUR		
CLR	CLEAR	
TCHR	TRANSLUCENT CHROME	
TGOL	TRANSLUCENT GOLD	
PRODUCT CHARACTERISTICS CARACTÉRISTIQUES DU PRODUIT		
Design:	Clean-line design with a simplified and hidden mounting detail make for a beautiful and convenient small glass pendant	
Suspension:	Easy to install and level 3-pin mechanism is hidden inside the glass. Mounting on cable or stem	
Light Source:	4W LED in 3000K (Warm white) or 4000K (Neutral white), MR16 Halogen and incandescent medium base	
Structure:	Die-stamped structure with chrome plated finish. Die-cast custom heat sink in LED version	
Diffuser:	Thick, hand blown glass available in clear, translucent chrome and translucent gold plated finish	
Certified:	c-CSA-us	

BIM

IES

LED