

### X230-8-LED.40

CCT (K):	4000
Delivered Lumens (lm):	963
System wattage (W)*:	9.9
Distribution:	Direct
Delivered Efficacy (lm/W):	97
Photometric type	C

#### Luminous dimensions

Luminous shape:	Rectangle
Units:	in (mm)
0-180 Axis:	7.9 (200)
90-270 Axis:	7.9 (200)
Height:	7.9 (200)

#### Luminaire spacing criteria

2 luminaires, plane 0:	1.53
2 luminaires, plane 90:	1.55
4 luminaires:	1.72

\*System wattage include driver and LED module consumption

### X230-12-LED.40

CCT (K):	4000
Delivered Lumens (lm):	1036
System wattage (W)*:	9.9
Distribution:	Direct
Delivered Efficacy (lm/W):	104
Photometric type	C

#### Luminous dimensions

Luminous shape:	Rectangle
Units:	in (mm)
0-180 Axis:	11.8 (300)
90-270 Axis:	11.8 (300)
Height:	11.8 (300)

#### Luminaire spacing criteria

2 luminaires, plane 0:	1.51
2 luminaires, plane 90:	1.51
4 luminaires:	1.70

\*System wattage include driver and LED module consumption

### X230-16-LED.40

CCT (K):	4000
Delivered Lumens (lm):	1485
System wattage (W)*:	14.3
Distribution:	Direct
Delivered Efficacy (lm/W):	104
Photometric type	C

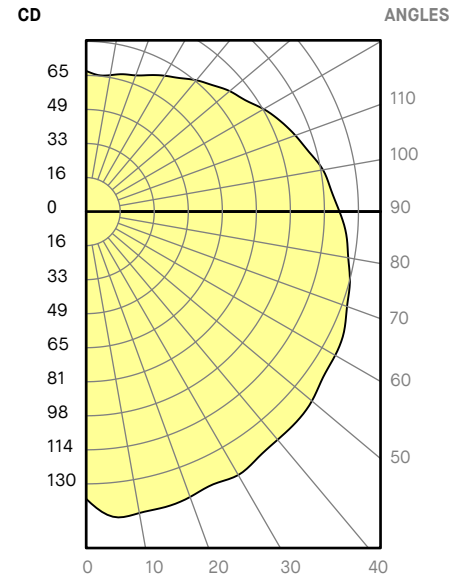
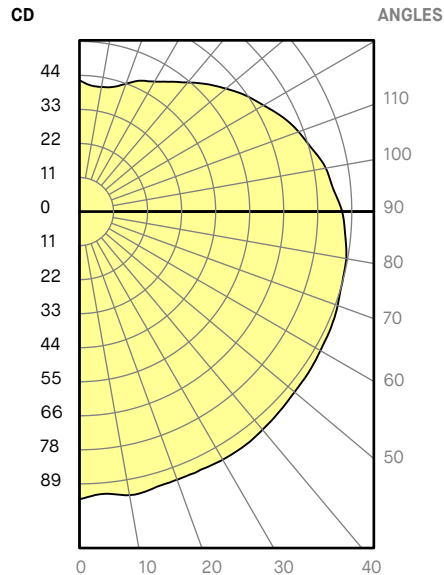
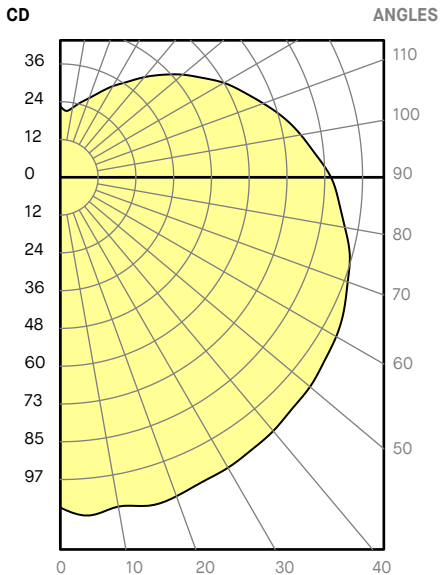
#### Luminous dimensions

Luminous shape:	Rectangle
Units:	in (mm)
0-180 Axis:	15.7 (400)
90-270 Axis:	15.7 (400)
Height:	15.7 (400)

#### Luminaire spacing criteria

2 luminaires, plane 0:	1.58
2 luminaires, plane 90:	1.58
4 luminaires:	1.76

\*System wattage include driver and LED module consumption



This photometric report has been generated using methods recommended by the IESNA. Calculations are based on simulated photometric data and can change without notice. End-user environment and application (including, but not limited to, voltage variation and dirt accumulation) can cause actual photometric performance to differ from the performance calculated using the data provided by the manufacturer. In no event will Eureka Lighting be responsible for any loss resulting from any use of this report.