

BALLROOM 4163-NFP

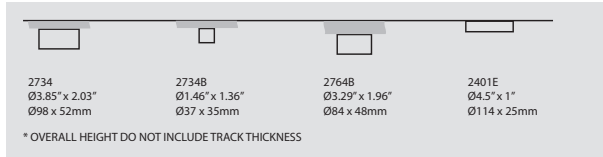
PROJECT PROJÉT
SPEC TYPE
NOTES



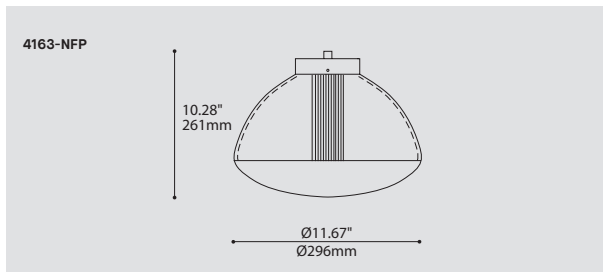

OVERALL HEIGHT HAUTEUR HORS TOUT

LIGHT SOURCE	HAL TRACK 1 CIRCUIT	INC TRACK 1 CIRCUIT	INC TRACK 2 CIRCUIT	INC-HAL
MOUNTING	2734	2734B	2764B	2401E
CABLE	69.30"	67.65"	68.25"	71.30"
STEM	47.90"	47.25"	47.85"	46.90"

MOUNTING OPTIONS OPTIONS DE MONTAGE



STEM OR CABLE OPTIONS OPTIONS DE TIGE OU CABLE



ORDERING SPECIFICATION SPÉCIFICATION DE COMMANDE

MODEL MODÈLE	CODE
4163-NFP BALLROOM	4163-NFP
LIGHT SOURCE SOURCE LUMINEUSE	
(WATTAGE, LAMP TYPE, LAMP FORM, BASE TYPE, OTHER INFO)	
BIPIN.50	50W, HAL, BIPIN, GY6.35 BASE
G9.60	60W, HAL, T4, G9 BASE (120V ONLY)
VOLTAGE VOLTAGE	
120V	120 VOLT
277V*	277 VOLT
*NOT AVAILABLE WITH A TRACK ADAPTOR	
STEM OR CABLE TIGE OU CABLE	
S6	1/4" (6MM) STEM, FIELD ADJUSTABLE
AC	AIRCRAFT MOUNTING & CLEAR CABLE, FIELD ADJUSTABLE
STEM OR CABLE LENGTH LONGUEUR DE TIGE OU CABLE	
36	36" STEM (STD LENGTH)
60	60" AIRCRAFT CABLE (STD LENGTH)
**	CUSTOM STEM LENGTH (PLEASE SPECIFY)
**	CUSTOM AIRCRAFT CABLE LENGTH (PLEASE SPECIFY)
FOR OVERALL LENGTH PLEASE CONTACT YOUR EUREKA REPRESENTATIVE	
MOUNTING MONTAGE	
RC	ROUND CANOPY / PAVILLON ROND 1" CANOPY (2401E)
TA1	TRACK ADAPTOR / ADAPTATEUR DE RAIL 1 CIRCUIT HAL 120/12V ADAPTOR (2734) INC & G9 120V ADAPTOR (2734B)
MOUNTING OPTION OPTION DE MONTAGE	
SCA*	SLOPE CEILING ADAPTOR / ADAPTATEUR DE PLAFOND EN PENTE (ROTATION: 350°, PIVOT: 90°)
*ONLY AVAILABLE WITH A STEM	
TRACK ADAPTOR FINISH FINI ADAPTATEUR DE RAIL ^(A)	
WH	WHITE
BLK	BLACK
M G	METALLIC GRAY (1 CIRCUIT ONLY)
^(A) FILL IN IF A TRACK ADAPTOR IS SELECTED, OTHERWISE LEAVE EMPTY	
STRUCTURE FINISH FINI STRUCTURE ^(B)	
CHR	CHROME
S C	SATIN CHROME
^(B) INCLUDE CANOPY FINISH IF A CANOPY IS SELECTED	
DIFFUSER FINISH FINI DIFFUSEUR	CFR
CFR	CLEAR / FROSTED

PRODUCT CHARACTERISTICS CARACTÉRISTIQUES DU PRODUIT

DESIGN:	Organic glass pendant with integral etched surface.
INSTALLATION:	Track, canopy or sloped ceiling adaptor.
LIGHT SOURCE:	Dimmable MR16 or incandescent light sources available.
STRUCTURE:	Die-formed steel canopy with machined fittings. Available with chrome and satin chrome finishes.
DIFFUSER:	Clear glass diffuser with etched surface only (4162-NFP) or ribbed glass interior diffuser (4163-NFP).
CERTIFIED:	c-CSA-us
CONCEPTION:	Suspension de verre organique avec surface gravé.
INSTALLATION:	Sur pavillon, système de rails ou adaptateur pour plafond en pente.
SOURCE LUMINEUSE:	MR16 ou incandescent à intensité variable disponible.
STRUCTURE:	Pavillon d'acier embouti et quincaillerie usinée. Disponible en fini chromé et chrome satiné.
DIFFUSEUR:	Diffuseur de verre clair avec surface gravée seulement (4162-NFP) ou diffuseur intérieur en verre nervuré gravé (4163-NFP).
CERTIFIÉ:	c-CSA-us