

DELTA 4234-VDX / VDXA

PROJECT PROJÉT
SPEC TYPE
NOTES



OVERALL HEIGHT HAUTEUR HORS TOUT

LIGHT SOURCE	INC TRACK 1 CIRCUIT	LED TRACK 1 CIRCUIT	INC	LED	CFL
MOUNTING	2734B	2734F	2431E	2431G	2431J
CABLE	82.15"	83.55"	81.80"	82.55"	83.05"

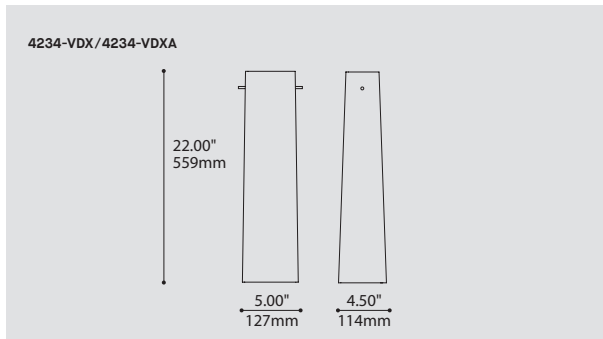
MOUNTING OPTIONS OPTIONS DE MONTAGE

2734B	2734F	2431E	2431G	2431J
1.46" x 1.36"	7.25" x 1.70"	5.00" x 5.00" x 1.00"	5.25" x 5.25" x 1.75"	5.75" x 5.75" x 2.25"
37 x 35mm	37 x 35mm	127 x 127 x 25mm	133 x 133 x 44mm	146 x 146 x 77mm

* OVERALL HEIGHT DOES NOT INCLUDE TRACK THICKNESS

STEM OR CABLE OPTIONS OPTIONS DE TIGE OU CABLE

AC CABLE STD 60" 1523mm	
-------------------------------	--



ORDERING SPECIFICATION SPÉCIFICATION DE COMMANDE

MODEL MODÈLE

4234-VDX DELTA (GLASS)
4234-VDXA DELTA (ACRYLIC)

LIGHT SOURCE SOURCE LUMINEUSE

(WATTAGE, LAMP TYPE, LAMP FORM, BASE TYPE, OTHER INFO)

CF.L.36* 36W, CFL, LONG TWIN TUBE T5, 2G11 BASE
INC.100 100W, INC, B10 / HAL T10, MEDIUM BASE (120V ONLY)
LED REGULAR OUTPUT
LED.HO HIGH OUTPUT
*NOT AVAILABLE WITH A TRACK ADAPTOR
**ONLY AVAILABLE WITH CF.D.18 AND CF.T.32 (NON-DIMMING BALLAST)

COLOR TEMPERATURE TEMPÉRATURE DE COULEUR

FOR LED ONLY

30 3000K
35 3500K
40 4000K

VOLTAGE VOLTAGE

120V 120 VOLT
277V* 277 VOLT
347V** 347 VOLT
*NOT AVAILABLE WITH A TRACK ADAPTOR
**ONLY AVAILABLE WITH CF.D.18 AND CF.T.32 (NON-DIMMING BALLAST)

DIMMING OPTION OPTION DE GRADATION

AVAILABLE WITH CF.D.18 AND CF.T.32 ONLY, MAXIMUM 36" AIRCRAFT CABLE LENGTH

DED LUTRON ECOSYSTEM ELECTRONIC DIMMING BALLAST (ECOSYSTEM DIGITAL LINK WIRING)
DE3 LUTRON ECOSYSTEM ELECTRONIC DIMMING BALLAST (3-WIRE WIRING)

FOR LED ONLY

DV* 0-10V DIMMING (120-277V)
DP PHASE DIMMING (120V ONLY)
*NOT AVAILABLE WITH A TRACK ADAPTOR

EMERGENCY BATTERY BATTERIE D'URGENCE

AVAILABLE WITH CF.D.18, CF.T.32 AND CF.L.36, 120V OR 277V ONLY,
NOT AVAILABLE WITH A DIMMING BALLAST, MAXIMUM 60" AIRCRAFT CABLE LENGTH

REM⁽¹⁾ REMOTE EMERGENCY BATTERY
⁽¹⁾ 3981 ACCESSORY IS REQUIRED FOR THIS OPTION

CABLE CABLE

AC AIRCRAFT MOUNTING & CLEAR CABLE, FIELD ADJUSTABLE

CABLE LENGTH LONGUEUR CABLE

60 60" AIRCRAFT CABLE (STD LENGTH)
** CUSTOM AIRCRAFT CABLE LENGTH (PLEASE SPECIFY)
FOR OVERALL LENGTH PLEASE CONTACT YOUR EUREKA REPRESENTATIVE.

MOUNTING MONTAGE

SQC SQUARE CANOPY / PAVILLON CARRÉ
FOR INC: 1.00" CANOPY (2431E)
FOR CFL (4234-VDP/VDP) & LED: 1.75" CANOPY (2431G)
FOR CFL (4234-VDX/VDXA) & DIMMING CFL: 2.25" CANOPY (2431J)

TA1 TRACK ADAPTOR / ADAPTATEUR DE RAIL
1 CIRCUIT
INC 120V ADAPTOR (2734B)
LED NON-DIMMING 120V ADAPTOR (2734F)

TRACK ADAPTOR FINISH FINI ADAPTATEUR DE RAIL^(A)

WH WHITE
BLK BLACK
M G METALLIC GRAY
^(A) FILL IN IF A TRACK ADAPTOR IS SELECTED, OTHERWISE LEAVE EMPTY

STRUCTURE FINISH FINI STRUCTURE

WH WHITE

DIFFUSER FINISH FINI DIFFUSEUR

WH WHITE

ACCESSORY ACCESSOIRE

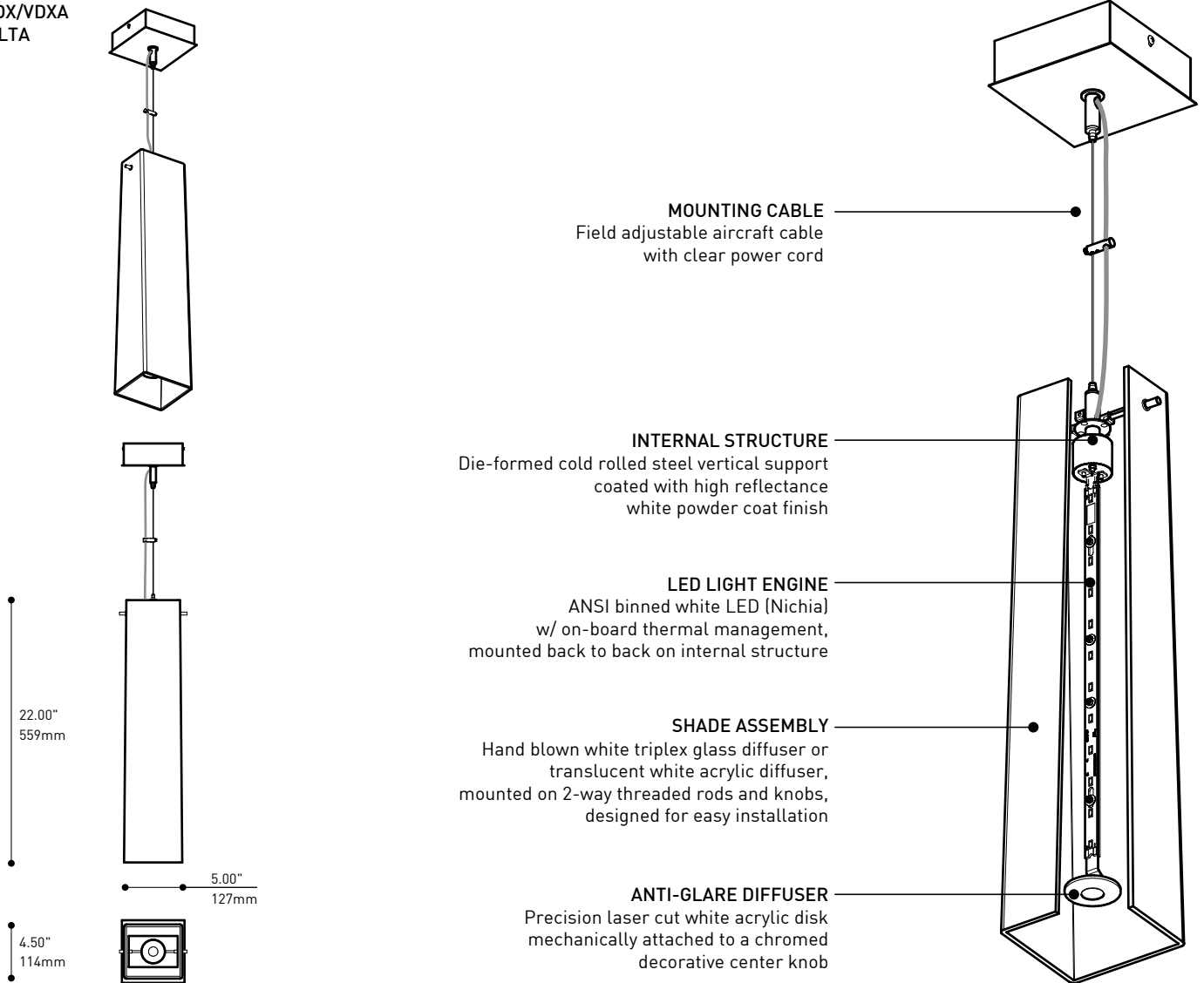
3981 JUNCTION BOX FOR CFL REMOTE EMERGENCY BATTERY

PRODUCT CHARACTERISTICS CARACTÉRISTIQUES DU PRODUIT

BIM **DIM** **IES** **LED** **REM**

DESIGN: Subtle and highly modern design that features a tapering rectilinear form.
LIGHT SOURCE: LED and other light sources available. EM also available.
DIFFUSER: Hand blown white triplex glass or acrylic available in two lengths.
CERTIFIED: c-CSA-us

4234-VDX/VDXA
DELTA



MOUNTING CABLE
Field adjustable aircraft cable with clear power cord

INTERNAL STRUCTURE
Die-formed cold rolled steel vertical support coated with high reflectance white powder coat finish

LED LIGHT ENGINE
ANSI binned white LED (Nichia) w/ on-board thermal management, mounted back to back on internal structure

SHADE ASSEMBLY
Hand blown white triplex glass diffuser or translucent white acrylic diffuser, mounted on 2-way threaded rods and knobs, designed for easy installation

ANTI-GLARE DIFFUSER
Precision laser cut white acrylic disk mechanically attached to a chromed decorative center knob

SPECIFICATIONS

	LED	FLUORESCENT	INCANDESCENT
LIGHT SOURCE	30 x NICHIA LEDs	1 x 36w CFL LONG TWIN TUBE T5, 2G11 BASE	1 x 100w B10
MODULE	UL recognized - made in USA		
LUMENS (DELIVERED)	859 lm (REG) or 1236 lm (HO)	2900 lm	
SYSTEM WATTAGE	~13W (REG) / ~18W (HO)		
CCT / CRI	80 CRI (typical)		
ROHS	Compliant		
THERMAL MANAGEMENT	Light Engine w/ on-board Thermal Management		
LIGHT DISTRIBUTION	General diffused - 120° Beam Angle	General diffused	General diffused
VOLTAGE	120V or 277V	120/277V	120V only
DIMMING	Phase (DP) or 0-10V (DV) Dimming	N/A	N/A
LM-79 / L70	On request / Estimated 50 000 hrs	12 000 hrs	
STRUCTURE	Formed Cold Rolled steel finished in white polyester powder coat (0.060" nominal thickness)		
SHADE	Hand blown white triplex glass or Translucent white acrylic w/ 2-way side mounting points		
MOUNTING	Square ceiling canopy and exposed powerfeeds finished in white		
DIFFUSER	Precision laser cutting white acrylic disk (3mm nominal thickness) combined w/ chromed decorative knob		
WARRANTY	5 years	1 year	1 year

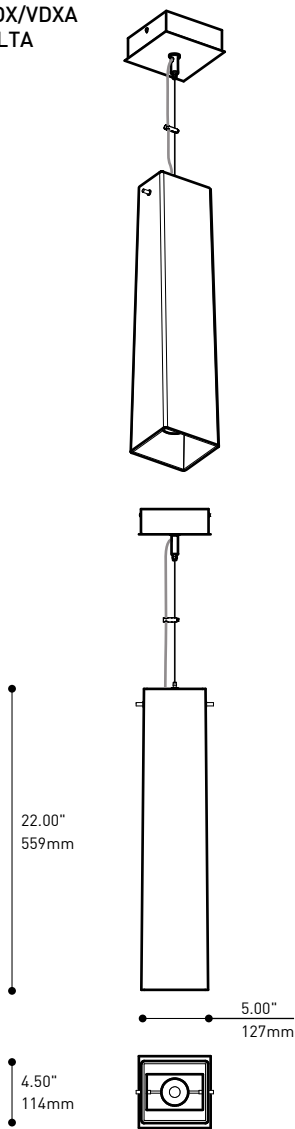


225 de Liège Ouest, Suite #200
Montréal (QC), Canada H2P 1H4
Tel : 514.385.3515 Fax : 514.385.4169
www.eurekalighting.com



4234-VDX

4234-VDX/VDXA
DELTA



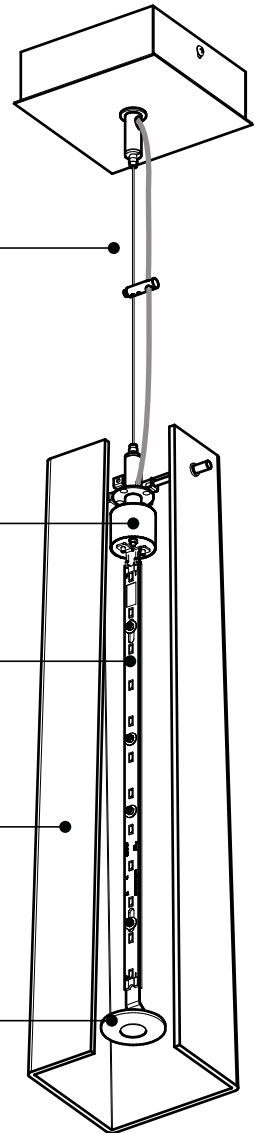
INSTALLATION SIMPLE
Système de suspension par câble d'acier, composé d'un fil électrique clair, facile pour la mise à niveau et ajustable sur le site

STRUCTURE INTERNE
Support vertical découpé, plié en acier, couvert par une peinture blanche réfléchissante

SOURCE LUMINEUSE À LED
Bandes de LED (Nichia) blanches offertes avec un dissipateur thermique intégré et montées verticalement sur la structure interne

ASSEMBLAGE DU DIFFUSEUR
Verre Triplex blanc soufflé à la main ou acrylique translucide blanc, monté sur un support composé de deux tiges, conçu pour une installation facile

ÉCRAN ANTI-ÉBLOUISSEMENT
Disque acrylique blanc découpé au laser, attaché mécaniquement à l'aide d'une pièce décorative chromée



SPÉCIFICATIONS

	LED	FLUORESCENTE	INCANDESCENTE
SOURCE LUMINEUSE	30 x NICHIA LEDS	1 x 36w CFL TUBE LONGUE T5, CULOT 2G11	1 x 100w B10
MODULE	Reconnu UL - Fabriqué aux États-Unis		
LUMENS (LIVRÉS)	859 lm (REG) ou 1236 lm (HO)	2900 lm	
CONSOMMATION TOTALE	~13W (REG) / ~18W (HO)		
CCT / CRI	80 CRI (typique)		
ROHS	Conforme		
GESTION THERMIQUE	Sources lumineuse avec autocontrôle de température		
DISTRIBUTION LUMINEUSE	Mixte - Diffusée à 120°	Mixte	Mixte
VOLTAGE	120V ou 277V	120/277V	120V seulement
GRADATION	Gradation phase (DP) ou 0-10V (DV)	Non disponible	Non disponible
LM-79 / L70	Sur demande / 50 000 hrs estimées	12 000 hrs	
STRUCTURE	Acier découpé, plié (0.060" épaisseur nominale) / finie de peinture électrostatique à base de Polyester blanche		
DIFFUSEUR	Verre Triplex blanc soufflé à la main ou acrylique translucide blanc, monté sur un support par deux tiges		
MONTAGE	Pavillon carré disponible en blanc		
LENTILLE DU BAS	Disque acrylique blanc en découpe rond (3mm épaisseur nominale) attaché mécaniquement à l'aide d'une pièce décorative chromée		
GARANTIE	5 ans	1 an	1 an