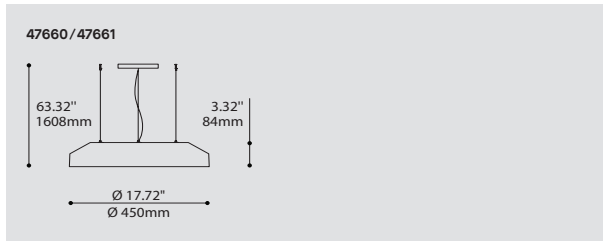
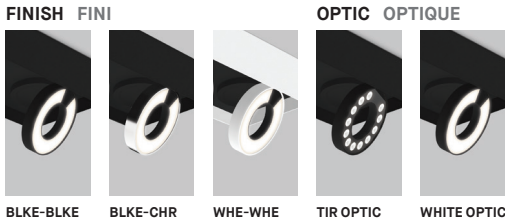


NETWORK 47660 / 47661

PROJECT PROJET
SPEC TYPE
NOTES



ORDERING SPECIFICATION	SPÉCIFICATION DE COMMANDE	CODE
MODEL MODÈLE		
47660	NETWORK – TIR OPTIC	
47661	NETWORK – WHITE OPTIC	
LIGHT SOURCE SOURCE LUMINEUSE		
LED	REGULAR OUTPUT	
LED.HO	HIGH OUTPUT	
COLOR TEMPERATURE TEMPÉRATURE DE COULEUR		
27*	2700K	
30	3000K	
35	3500K	
40	4000K	
* LONGER LEAD TIME MAY APPLY, PLEASE CONTACT YOUR EUREKA REPRESENTATIVE		
BEAM ANGLE ANGLE DE FAISCEAU^(A)		
NA	NARROW (18°)	
ME	MEDIUM (44°)	
^(A) ONLY AVAILABLE FOR FLEET – TIR OPTIC (47660)		
COLOR RENDERING INDEX (CRI) INDICE DE RENDU DE COULEUR (IRC)		
80	80+ CRI	
90*	90+ CRI	
* LONGER LEAD TIME MAY APPLY, PLEASE CONTACT YOUR EUREKA REPRESENTATIVE		
VOLTAGE VOLTAGE		
120V	120 VOLT	
277V	277 VOLT	
DIMMING OPTION OPTION DE GRADATION		
DV	0-10V DIMMING (120V-277V)	
DP	PHASE DIMMING (120V ONLY)	
LED DIMMING DRIVER IS STANDARD IN THIS PRODUCT, PLEASE SPECIFY YOUR DIMMING TYPE.		
CABLE CÂBLE		AC
AC	AIRCRAFT MOUNTING & CLEAR CABLE, FIELD ADJUSTABLE	
CABLE LENGTH LONGUEUR DE CÂBLE		
60	60" AIRCRAFT CABLE (STD LENGTH)	
**	CUSTOM AIRCRAFT CABLE LENGTH (PLEASE SPECIFY)	
FOR OVERALL LENGTH, PLEASE CONTACT YOUR EUREKA REPRESENTATIVE		
MOUNTING MONTAGE		RC
RC	ROUND CANOPY / PAVILLON ROND SCREWLESS 0.5" CANOPY (2471C)	
CANOPY FINISH FINI PAVILLON^(B)		
BLKE	BLACK FINE TEXTURE	
WHE	WHITE FINE TEXTURE	
^(B) IF NO FINISH IS SELECTED, CANOPY FINISH WILL BE THE SAME AS STRUCTURE FINISH		
STRUCTURE FINISH FINI STRUCTURE^(C)		
BLKE	BLACK FINE TEXTURE	
WHE	WHITE FINE TEXTURE	
^(C) INNER STRUCTURE IS ALWAYS BLACK		
RING FINISH FINI ANNEAU^(D)		
BLKE	BLACK FINE TEXTURE	
WHE	WHITE FINE TEXTURE	
CHR	CHROME	
^(D) FOR FLEET – WHITE OPTIC (47661), DIFFUSER IS ALWAYS WHITE		

PRODUCT CHARACTERISTICS CARACTÉRISTIQUES DU PRODUIT



DESIGN: Network broadens the possibilities of our powerful Dial projector with a modern and distinctive package.

INSTALLATION: Straightforward installation with no visible screws. The three independent projectors can effortlessly be oriented without tools due to their precisely engineered two-axis hinge.

LIGHT SOURCE: Composed of three Dial projectors, the Network is available in two different light outputs. Offered with standard dimming options 0-10V (DV) or phase (DP).

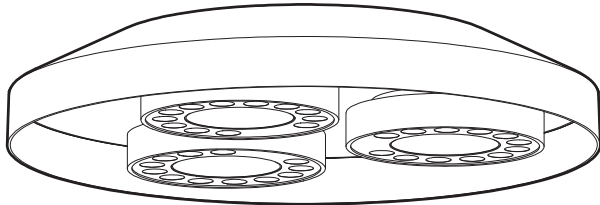
SHADE: Custom designed spun aluminium shade, coated with black or white architectural grade fine texture finish.

CERTIFIED: c-CSA-us

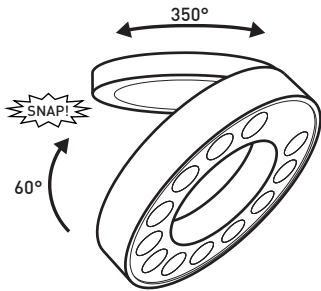
NETWORK 4X66X

ALL ABOUT THE DETAILS

Precision spun and polished aluminum shade with no visible screws, coated with black or white architectural grade fine texture finishes.

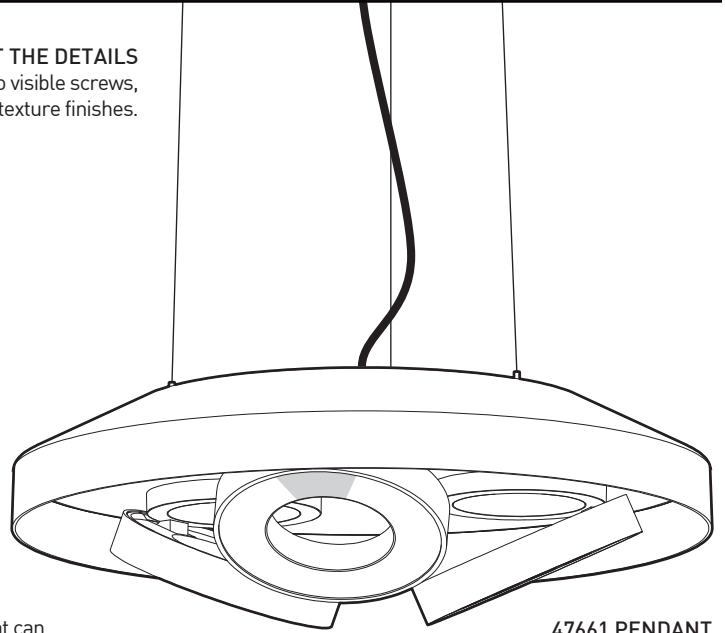


46660 CEILING MOUNT

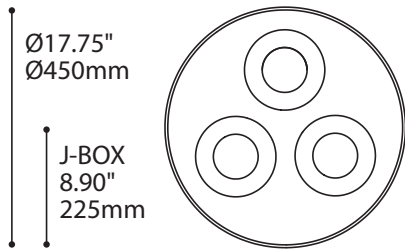
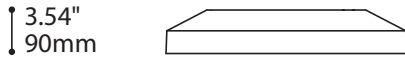


VERSATILE PROJECTORS

Each Network is equipped with 3 projectors that can independently rotate 350° and be angled up to 60°.

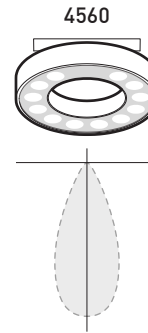


47661 PENDANT



DIRECT PROJECTOR

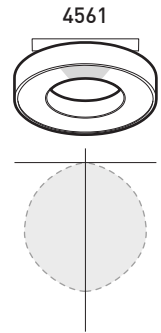
High precision optics create a tight beam angle



4560

AMBIENT GLOW

Translucent diffuser creates a Lambertian distribution



4561

PRODUCT SPECIFICATION

4X660

4X661

PERFORMANCE

SYSTEM WATTAGE (REG/HO)	41W / 55W	43W / 58W
DELIVERED LUMENS (4000K)	3478LM / 4445LM	2096LM / 2708LM

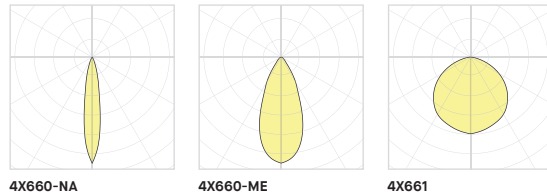
OTHER INFORMATION

LUMINAIRE'S WEIGHT	10LBS / 4.6KG	10LBS / 4.6KG
OPTICS	NARROW(18°) / MEDIUM(44°)	TRANSLUCENT ACRYLIC

EFFICACY MULTIPLIERS

CRI	CCT	4X660	4X661
80+	4000K	1.00	1.00
80+	3500K	0.96	0.98
80+	3000K	0.92	0.94
80+	2700K	0.91	0.91
90+	4000K	0.81	0.88
90+	3500K	0.77	0.85
90+	3000K	0.74	0.81
90+	2700K	0.69	0.77

LIGHT DISTRIBUTION



4X660-NA

4X660-ME

4X661



Visit our website for warranty terms and conditions.

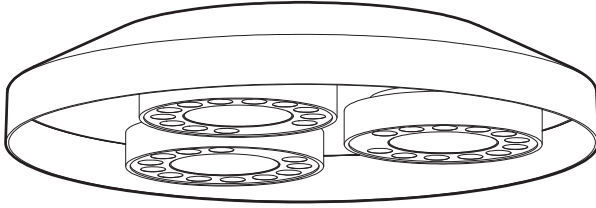


TECHNICAL DATA

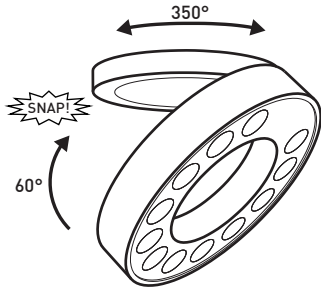
NETWORK 4X66X

TOUT EST DANS LES DÉTAILS

Boîtier d'acier plié, soudé et poli sans quincaillerie apparente, recouvert de peinture noire ou blanche finement texturée de grade architectural.

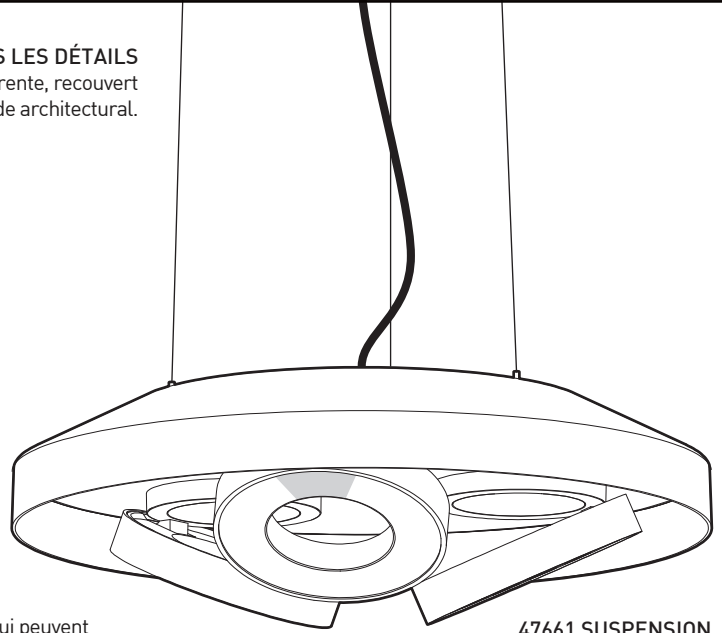


46660 PLAFONNIER




PROJECTEURS VERSATILES

Chaque Network est équipé trois projecteurs qui peuvent tourner sur 350° et pivoter de 60°.

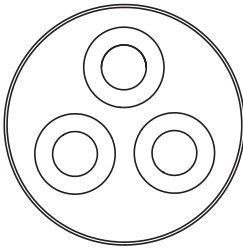


47661 SUSPENSION

3.54"
90mm



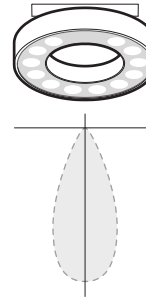
Ø17.75"
Ø450mm
J-BOX
8.90"
225mm



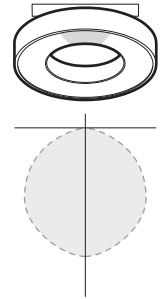
PROJECTEUR DIRECT
Optiques de haute précision créant un faisceau de lumière étroit

LUMIÈRE AMBIANTE
Diffuseur translucide créant une distribution Lambertienne

4560



4561



SPÉCIFICATION PRODUIT

4X660

4X661

PERFORMANCE

PUISSANCE TOTALE	41W / 55W	43W / 58W
LUMENS RÉELS (4000K)	3478LM / 4445LM	2096LM / 2708LM

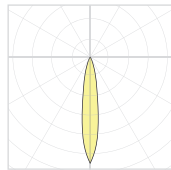
AUTRES INFORMATION

POIDS PAR TÊTE OPTIQUES	10LBS / 4.6KG ÉTROIT(18°) / MOYEN(44°)	10LBS / 4.6KG ACRYLIQUE TRANSLUCIDE
-------------------------	---	--

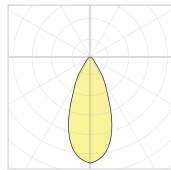
FACTEUR D'EFFICACITÉ

IRC	CCT	4X660	4X661
80+	4000K	1.00	1.00
80+	3500K	0.96	0.98
80+	3000K	0.92	0.94
80+	2700K	0.91	0.91
90+	4000K	0.81	0.88
90+	3500K	0.77	0.85
90+	3000K	0.74	0.81
90+	2700K	0.69	0.77

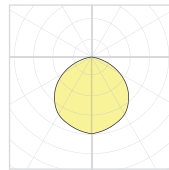
DISTRIBUTION LUMINEUSE



4X660-NA



4X660-ME



4X661



Visitez notre site Web pour les termes et conditions.



DONNÉES TECHNIQUES