

CYCLE 4800-115 / 4800-152

PROJECT PROJÉT
SPEC TYPE
NOTES




FAMILY FAMILLE



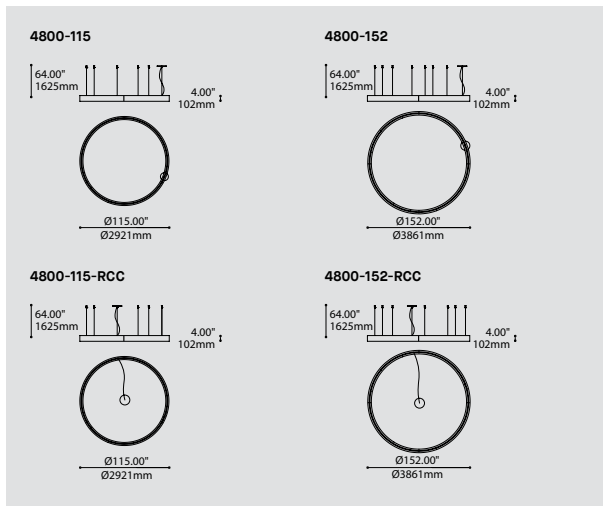
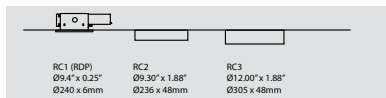
3800 (WALL SURFACE) 3800 (CEILING SURFACE) 4844-2 / 4844-3

FINISH FINI



WHE ANTE GOL

MOUNTING OPTIONS OPTIONS DE MONTAGE

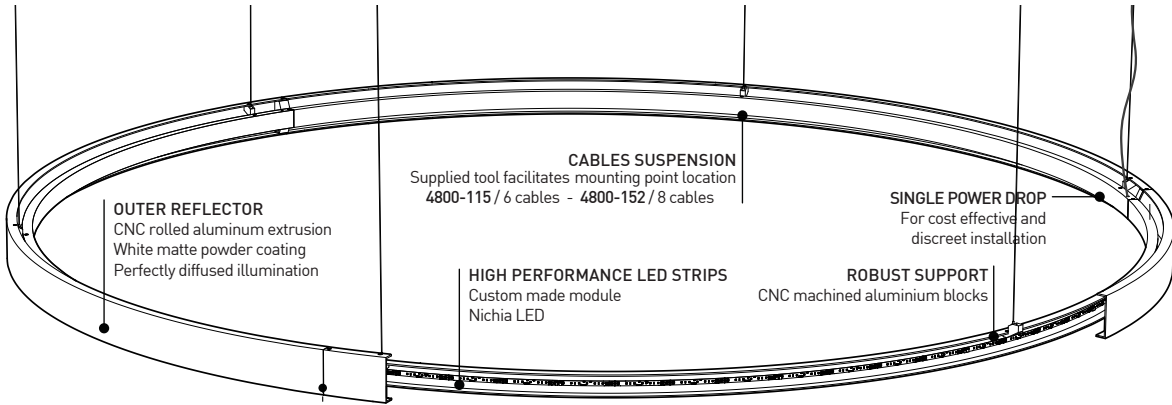


ORDERING SPECIFICATION SPÉCIFICATION DE COMMANDE

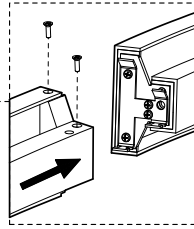
MODEL MODÈLE		CODE
4800-115	CYCLE 115"	
4800-152	CYCLE 152"	
LIGHT SOURCE SOURCE LUMINEUSE		
4800-115		
LED	REGULAR OUTPUT	
LED.HO	HIGH OUTPUT	
4800-152		
LED	REGULAR OUTPUT	
LED.HO	HIGH OUTPUT	
COLOR TEMPERATURE TEMPÉRATURE DE COULEUR		
27	2700K	
30	3000K	
35	3500K	
40*	4000K	
* LONGER LEAD TIME MAY APPLY, PLEASE CONTACT YOUR EUREKA REPRESENTATIVE FOR TUNEABLE WHITE, PLEASE CONTACT YOUR EUREKA REPRESENTATIVE		
COLOR RENDERING INDEX (CRI) INDICE DE RENDU DE COULEUR (IRC)		90
90	90+ CRI	
VOLTAGE VOLTAGE		
120V	120 VOLT	
277V	277 VOLT	
CONTROL OPTION OPTION DE CONTRÔLE		
DV	0-10V DIMMING (120V-277V)	
DP	PHASE DIMMING (120V ONLY)	
NLTAIR2*	NLIGHT AIR CONTROL GEN 2	
NLIGHT*	NLIGHT WIRED CONTROL	
* NLIGHT INTEGRATION REQUIRES A REMOTE POWER PACK (39NLAA FOR NLTAIR2 OR 39NLWA FOR NLIGHT). REFER TO NLIGHT GUIDE AND INSTALLATION SHEET FOR ALL REQUIREMENTS.		
DRIVER POSITION POSITION DU PILOTE		
RDP*	RECESSED DRIVER	
* 3981D ACCESSORY IS REQUIRED		
CABLE CÂBLE		AC
AC	AIRCRAFT MOUNTING & CLEAR CABLE, FIELD ADJUSTABLE	
CABLE LENGTH LONGUEUR DE CÂBLE		
60	60" AIRCRAFT CABLE (STD LENGTH)	
**	CUSTOM AIRCRAFT CABLE LENGTH (PLEASE SPECIFY)	
FOR OVERALL LENGTH, PLEASE CONTACT YOUR EUREKA REPRESENTATIVE		
MOUNTING OPTION OPTION DE MONTAGE		
ROUND CANOPY / PAVILLON ROND		
RC1	FOR RECESSED DRIVER OPTION : 0.25" (2405B)	
RC2	FOR STANDARD (REG OUTPUT) : 09.42" X 1.88" (2475I)	
RC3	FOR STANDARD (HO OUTPUT) : 012.00" X 1.88" (2477I)	
MOUNTING CABLE OPTION OPTION DE MONTAGE DE CÂBLE		
RCC	CENTERED ROUND CANOPY – STRAIGHT AIRCRAFT CABLES	
IF NO OPTION IS SELECTED, AN OFF-CENTERED ROUND CANOPY WITH STRAIGHT AIRCRAFT CABLES IS STANDARD		
CANOPY FINISH FINI PAVILLON		
WHE	WHITE FINE TEXTURE	
ANTE	ANTHRACITE FINE TEXTURE	
GOL	GOLD	
RING FINISH FINI ANNEAU		
WHE	WHITE FINE TEXTURE	
ANTE	ANTHRACITE FINE TEXTURE	
GOL	GOLD	
RAL*	PLEASE SPECIFY RAL CODE	
* LONGER LEAD TIME MAY APPLY, PLEASE CONTACT YOUR EUREKA REPRESENTATIVE		
ACCESSORY ACCESSOIRE		
3981D	JUNCTION BOX FOR RECESSED DRIVER OPTION	
39NLAA	NLIGHT AIR GEN 2 REMOTE POWER PACK	
39NLWA	NLIGHT WIRED REMOTE POWER PACK	

PRODUCT CHARACTERISTICS CARACTÉRISTIQUES DU PRODUIT


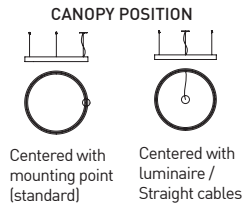




SIMPLIFIED JOINER CONNECTION
No visible fasteners underneath*
Secure clamping design
Matte white finish



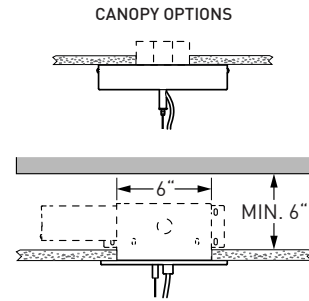
RING FINISH OPTIONS
1) White matte
2) Anthracite
3) Gold



TWO NEW SIZES
An infinite number of possible layouts
From the smallest to the largest space

STANDARD CANOPY / INTEGRATED DRIVER
Mounting on a 4" standard j-box Ø9.4" X 1.88" H or Ø10.94" X 1.75" H

LOW PROFILE CANOPY / RECESSED DRIVER
Recessed drivers for discreet installation
Requires 6" clearance above ceiling
Mounts on Eureka box 3981D 6"x6"
sold and installed separately
Ø9.4" X 0.25" H



PRODUCT SPECIFICATION

4800-115
REG/HO

4800-152
REG/HO

PERFORMANCE

SYSTEM WATTAGE	106.9 W / 241.4 W	142.4 W / 317.4 W
DELIVERED LUMENS (4000K) WHE	8261 LM / 17082 LM	11248 LM / 22829 LM
DELIVERED LUMENS (4000K) ANTE/GOL	5844 LM / 12122 LM	9148 LM / 18570 LM

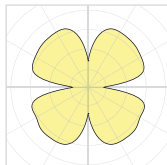
OTHER INFORMATIONS

LUMINAIRE'S WEIGHT	50 LBS / 23 KG	75 LBS / 34 KG
L70 (LUMEN MAINTENANCE)	> 60 000 HRS	> 60 000 HRS
MAX. LUMINANCE 45°-90° OF NADIR	558 CD/M² (HO)	417 CD/M² (HO)
LIGHT QUALITY	R9 > 50	R9 > 50

EFFICACY MULTIPLIERS

CRI	CCT	FACTOR
90+	4000K	1.00
90+	3500K	0.96
90+	3000K	0.92
90+	2700K	0.87

LIGHT DISTRIBUTION



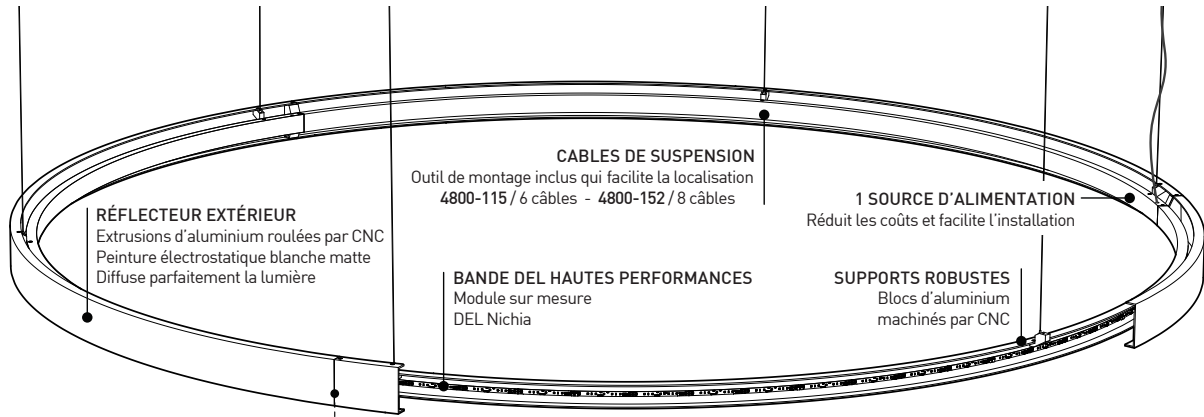
4800-XXX



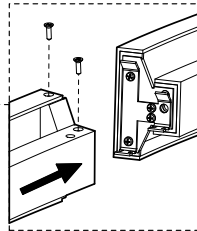
Visit our website for warranty terms and conditions.



TECHNICAL DATA

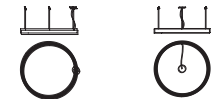


CONNEXION D'ASSEMBLAGE SIMPLIFIÉ
Aucune vis visible d'en dessous*
Système de fixation sécurisé
Fini blanc mat

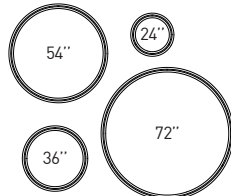


OPTIONS POUR FINITION DES ANNEAUX
1) Blanc mat
2) Anthracite
3) Or



POSITIONS DU PAVILLON



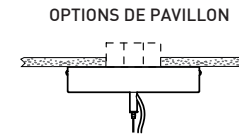
Centré avec le point de montage [standard] Centré avec le luminaire / Câbles droits



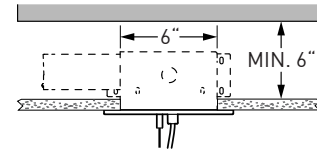
DEUX NOUVEAUX FORMATS
Une infinité de combinaisons possibles
Pour les petits aux plus grands espaces



PAVILLON STANDARD / PILOTE INTÉGRÉ
S'installe sur une boîte de connexion standard 4" ø9.4" X 1.88" H ou ø10.94" X 1.75" H



PAVILLON MINCE / PILOTE ENCASTRÉ
Nécessite 6" de dégagement dans le plafond
S'installe sur la boîte de jonction Eureka 3981D 6" x 6"
Vendu & installé séparément
ø9.4" X 0.25" H



SPÉCIFICATION PRODUIT

4800-115
REG/HO

4800-152
REG/HO

PERFORMANCE

PUISSANCE TOTALE	106.9 W / 241.4 W	142.4 W / 317.4 W
LUMENS RÉELS (4000K) WHE	8261 LM / 17082 LM	11248 LM / 22829 LM
LUMENS RÉELS (4000K) ANTE/GOL	5844 LM / 12122 LM	9148 LM / 18570 LM

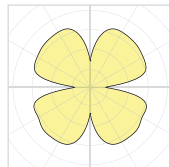
AUTRES INFORMATIONS

POIDS	50 LBS / 23 KG	75 LBS / 34 KG
L70 (MAINTENANCE DE LA LUMIÈRE)	> 60 000 HRS	> 60 000 HRS
MAX. LUMINANCE 45°-90° NADIR	558 CD/M² (HO)	417 CD/M² (HO)
QUALITÉ DE LA LUMIÈRE	R9 > 50	R9 > 50

FACTEURS D'EFFICACITÉ

CRI	CCT	FACTEUR
90+	4000K	1.00
90+	3500K	0.96
90+	3000K	0.92
90+	2700K	0.87

DISTRIBUTION LUMINEUSE



4800-XXX



Visitez notre site Web pour les termes et conditions.