

HEX AREA 4820

PROJECT PROJÉT
SPEC TYPE
NOTES



FINISH FINI



BLKE

WHE

LGE

FAMILY FAMILLE



4820

4720 (CEILING SURFACE)

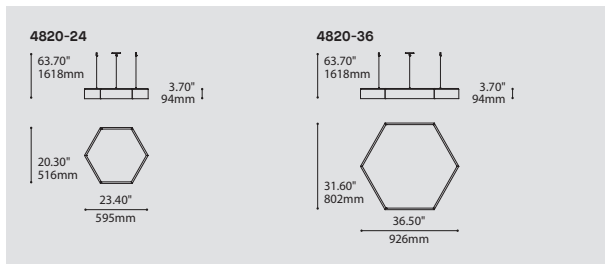
4720 (WALL SURFACE)



4810



4710 (CEILING SURFACE)



ORDERING SPECIFICATION SPÉCIFICATION DE COMMANDE

CODE

MODEL MODÈLE

4820D-24 HEX AREA 24" - DIRECT
 4820DI-24 HEX AREA 24" - DIRECT INDIRECT
 4820D-36 HEX AREA 36" - DIRECT
 4820DI-36 HEX AREA 36" - DIRECT INDIRECT

LIGHT SOURCE SOURCE LUMINEUSE

4820D
 LED REGULAR OUTPUT
 LED.HO HIGH OUTPUT

4820DI
 LED.C1 REGULAR OUTPUT DIRECT + REGULAR OUTPUT INDIRECT
 LED.C2 HIGH OUTPUT DIRECT + HIGH OUTPUT INDIRECT
 LED.C3 REGULAR OUTPUT DIRECT + HIGH OUTPUT INDIRECT
 LED.C4 HIGH OUTPUT DIRECT + REGULAR OUTPUT INDIRECT

COLOR TEMPERATURE TEMPÉRATURE DE COULEUR

27* 2700K
 30 3000K
 35 3500K
 40 4000K
 * LONGER LEAD TIME MAY APPLY, PLEASE CONTACT YOUR EUREKA REPRESENTATIVE

COLOR RENDERING INDEX (CRI) INDICE DE RENDU DE COULEUR (IRC)

80 80+ CRI
 90* 90+ CRI
 * LONGER LEAD TIME MAY APPLY, PLEASE CONTACT YOUR EUREKA REPRESENTATIVE

VOLTAGE VOLTAGE

120V 120 VOLT
 277V 277 VOLT

DIMMING OPTION OPTION DE GRADATION

DV 0-10V DIMMING (120V-277V)
 DP PHASE DIMMING (120V ONLY)
 LED DIMMING DRIVER IS STANDARD IN THIS PRODUCT, PLEASE SPECIFY YOUR DIMMING TYPE.

EMERGENCY BATTERY BATTERIE D'URGENCE

EM EMERGENCY BATTERY

CABLE CABLE

AC AIRCRAFT MOUNTING & CLEAR CABLE, FIELD ADJUSTABLE

AC

CABLE LENGTH LONGUEUR DE CABLE

60 60" AIRCRAFT CABLE (STD LENGTH)
 ** CUSTOM AIRCRAFT CABLE LENGTH (PLEASE SPECIFY)
 FOR OVERALL LENGTH, PLEASE CONTACT YOUR EUREKA REPRESENTATIVE.

CANOPY FINISH FINI PAVILLON

BLKE BLACK FINE TEXTURE
 WHE WHITE FINE TEXTURE

HOUSING FINISH FINI BOITIER

BLKE BLACK FINE TEXTURE
 WHE WHITE FINE TEXTURE
 LGE LIGHT GREY FINE TEXTURE
 RAL* PLEASE SPECIFY RAL CODE
 * LONGER LEAD TIME MAY APPLY, PLEASE CONTACT YOUR EUREKA REPRESENTATIVE

DIFFUSER FINISH FINI DIFFUSEUR

WH WHITE

WH

PRODUCT CHARACTERISTICS CARACTÉRISTIQUES DU PRODUIT



DESIGN: Large format, functional and elegant hexagonal direct pendants in Ø24" and Ø36". Optional upright modules.

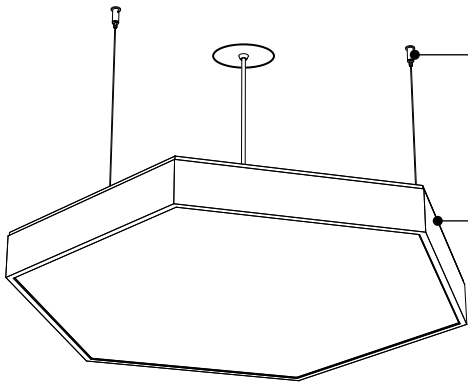
LIGHT SOURCE: High performance LED modules with standard 0-10V dimming driver integrated within the fixture.

STRUCTURE: Aluminium extrusion frame and die-formed steel backplate with polyester powder finish.

DIFFUSER: High performance white translucent PMMA.

CERTIFIED: c-CSA-us

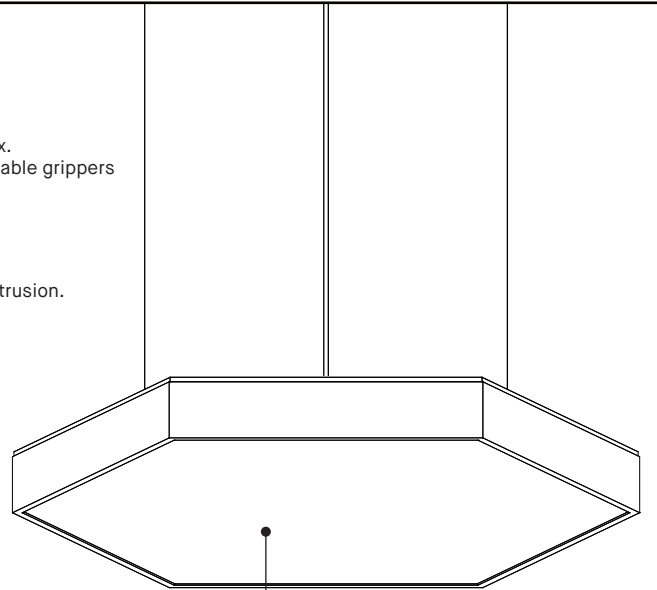
HEX AREA 4820



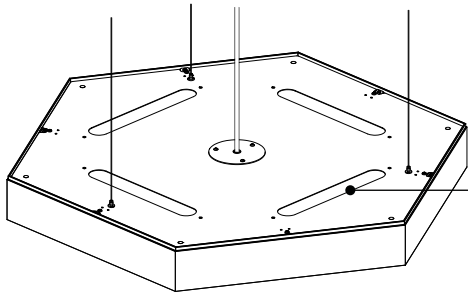
SIMPLIFIED INSTALLATION
Position 3 steel aircraft cables anywhere around a junction box. Easy levelling with adjustable cable grippers

SIMPLE AND CLEAN HOUSING
Precision welded aluminium extrusion. Clean geometry on the outside, structural details on the inside

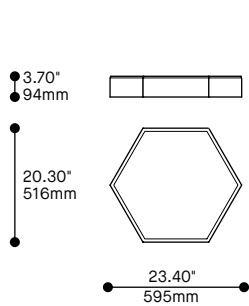
4820D-36 / 4820DI-36



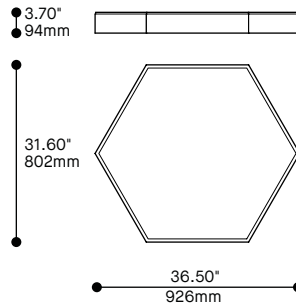
LENS
High performance frosted acrylic lens for superior light transmission



INDIRECT LIGHTING
Dedicated LED indirect lighting modules (4820DI)
Minimum suspension height of 18" (4820DI)
Powder-coated steel covers (4820D)



4820D-24 / 4820DI-24



4820D-36 / 4820DI-36



Also available in acoustic version. See product 4821.

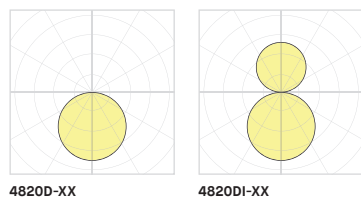
PRODUCT SPECIFICATION	4820D-24	4820D-36	4820DI-24	4820DI-36
-----------------------	----------	----------	-----------	-----------

PERFORMANCE				
SYSTEM WATTAGE	37.7W / 44.4W	86.6W / 110W	55.5W / 84W	113.2W / 162.2W
DELIVERED DIRECT LUMENS (4000K)	3986LM / 4770LM	8741LM / 10772LM	3986LM / 4770LM	8741LM / 10772LM
DELIVERED INDIRECT LUMENS (4000K)	-	-	2348LM / 4697LM	3089LM / 6179LM
EFFICACY	106LM/W	101LM/W	114LM/W	105LM/W
OTHER INFORMATION				
WEIGHT	15.4LBS / 7KG	32.6LBS / 14.8KG	16.3LBS / 7.4KG	33.5LBS / 15.2KG
DUAL CIRCUIT DIMMING	-	-	YES	YES

EFFICACY MULTIPLIERS

CRI	CCT	FACTOR
80+	4000K	1.00
80+	3500K	0.98
80+	3000K	0.94
80+	2700K	0.91
90+	4000K	0.88
90+	3500K	0.85
90+	3000K	0.81
90+	2700K	0.77

LIGHT DISTRIBUTION



4820D-XX

4820DI-XX

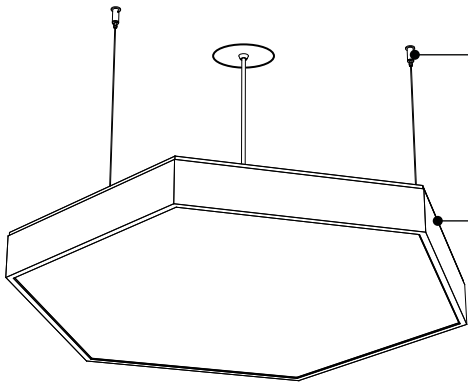


Visit our website for warranty terms and conditions.



TECHNICAL DATA

HEX AREA 4820



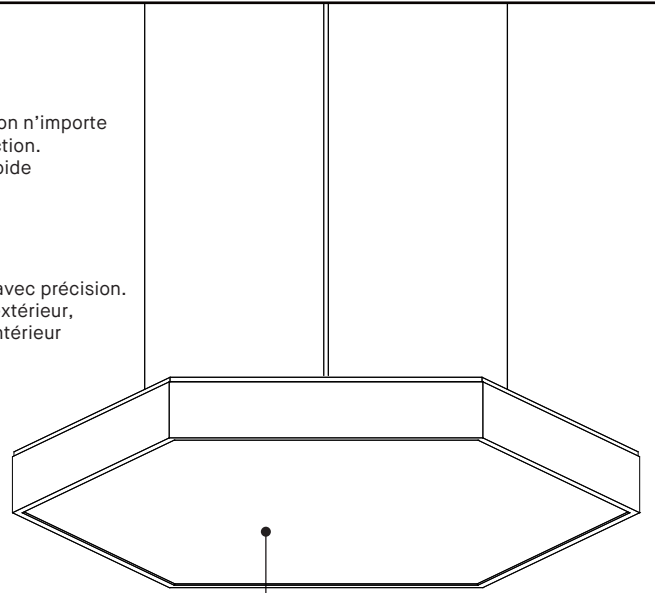
INSTALLATION SIMPLIFIÉE

Situer les 3 câbles de suspension n'importe où autour de la boîte de connexion.
Mise à niveau et équilibrage rapide avec serre câbles ajustables

BOÎTIER SOBRE

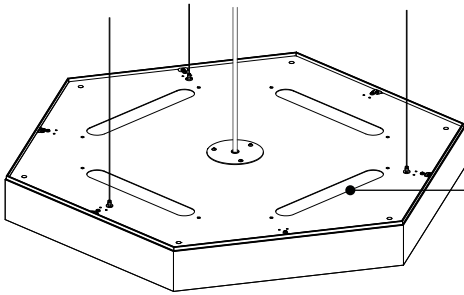
Extrusion d'aluminium soudée avec précision.
Lignes nettes et modernes à l'extérieur, détails structuraux cachés à l'intérieur

4820D-36 / 4820DI-36



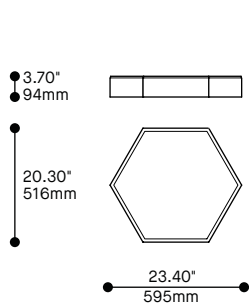
LENTILLE

Lentille d'acrylique givrée haute performance permet une transmission optique supérieure

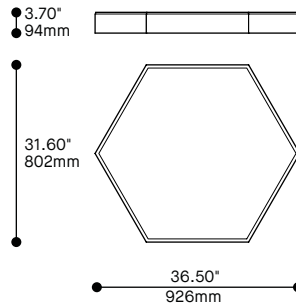


ÉCLAIRAGE INDIRECT

Module LED d'éclairage indirect (4820DI)
Suspension minimum de 18" (4820DI)
Plaquettes en acier peintes (4820D)



4820D-24 / 4820DI-24



4820D-36 / 4820DI-36



Aussi disponible en version acoustique.
Voir le produit 4821.

SPÉCIFICATION PRODUIT

PERFORMANCE

	4820D-24	4820D-36	4820DI-24	4820DI-36
PUISSANCE TOTALE	37.7W / 44.4W	86.6W / 110W	55.5W / 84W	113.2W / 162.2W
LUMENS RÉELS DIRECT (4000K)	3986LM / 4770LM	8741LM / 10772LM	3986LM / 4770LM	8741LM / 10772LM
LUMENS RÉELS INDIRECT (4000K)	-	-	2348LM / 4697LM	3089LM / 6179LM
EFFICACITÉ	106LM/W	101LM/W	114LM/W	105LM/W

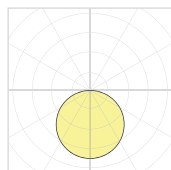
AUTRES INFORMATION

	4820D-24	4820D-36	4820DI-24	4820DI-36
POIDS	15.4LBS / 7KG	32.6LBS / 14.8KG	16.3LBS / 7.4KG	33.5LBS / 15.2KG
GRADATION DOUBLE CIRCUIT	-	-	OUI	OUI

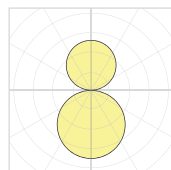
FACTEUR D'EFFICACITÉ

IRC	CCT	FACTEUR
80+	4000K	1.00
80+	3500K	0.98
80+	3000K	0.94
80+	2700K	0.91
90+	4000K	0.88
90+	3500K	0.85
90+	3000K	0.81
90+	2700K	0.77

DISTRIBUTION LUMINEUSE



4820D-XX



4820DI-XX



Visitez notre site Web pour les termes et conditions.



DONNÉES TECHNIQUES