

ATOLL SQUARE & RECTANGLE - 3853 WALL

PROJECT PROJCT
SPEC TYPE
NOTES



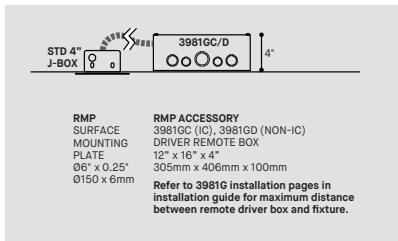
FINISH FINI



FAMILY FAMILLE




DRIVER OPTION OPTION DE PILOTE



ORDERING SPECIFICATION	SPÉCIFICATION DE COMMANDE	CODE	
MODEL MODÈLE			
3853-44X44	ATOLL ACOUSTIC 44" X 44"		
3853-44X62	ATOLL ACOUSTIC 44" X 62"		
3853-44X82	ATOLL ACOUSTIC 44" X 82"		
3853-44X100	ATOLL ACOUSTIC 44" X 100" (SECTIONAL PANELS)		
3853-44X120	ATOLL ACOUSTIC 44" X 120" (SECTIONAL PANELS)		
3853-62X62	ATOLL ACOUSTIC 62" X 62" (SECTIONAL PANELS)		
3853-62X82	ATOLL ACOUSTIC 62" X 82" (SECTIONAL PANELS)		
3853-62X100	ATOLL ACOUSTIC 62" X 100" (SECTIONAL PANELS)		
3853-62X120	ATOLL ACOUSTIC 62" X 120" (SECTIONAL PANELS)		
3853-82X82	ATOLL ACOUSTIC 82" X 82" (SECTIONAL PANELS)		
3853-82X100	ATOLL ACOUSTIC 82" X 100" (SECTIONAL PANELS)		
3853-82X120	ATOLL ACOUSTIC 82" X 120" (SECTIONAL PANELS)		
LIGHT SOURCE SOURCE LUMINEUSE			
LED	REGULAR OUTPUT		
LED.HO	HIGH OUTPUT		
COLOR TEMPERATURE TEMPÉRATURE DE COULEUR			
27	2700K		
30	3000K		
35	3500K		
40*	4000K		
* LONGER LEAD TIME MAY APPLY. PLEASE CONTACT YOUR EUREKA REPRESENTATIVE			
COLOR RENDERING INDEX (CRI) INDICE DE RENDU DE COULEUR (IRC)		90	
90	90+ CRI		
VOLTAGE VOLTAGE			
120V	120 VOLT		
277V	277 VOLT		
CONTROL OPTION OPTION DE CONTRÔLE			
DV	0-10V DIMMING (120V-277V)		
DP*	PHASE DIMMING (120V ONLY)		
NLTAIR2**	NLIGHT AIR CONTROL GEN 2		
NLIGHT**	NLIGHT WIRED CONTROL		
*ONLY AVAILABLE REGULAR OUTPUT			
**CONSULT CANOPY AVAILABILITY CHART AT THE END OF DOCUMENT FOR COMPATIBILITY			
**NLIGHT INTEGRATION REQUIRES THE USAGE OF A REMOTE POWER PACK			
**LONGER LEAD TIME MAY APPLY, PLEASE CONTACT YOUR EUREKA REPRESENTATIVE			
REFER TO NLIGHT GUIDE AND INSTALLATION SHEET FOR ALL REQUIREMENTS			
EMERGENCY BATTERY BATTERIE D'URGENCE			
EM DRIVER BOX INCLUDED. INSTALLED REMOTELY. SEE EM GUIDE 3981E FOR DETAILS			
EMB*	EMERGENCY BATTERY FOR REMOTE BOX		
* 3981EA ACCESSORY IS REQUIRED FOR THIS OPTION			
DRIVER POSITION POSITION DU PILOTE		RMP	
CONSULT CANOPY AVAILABILITY CHART AT THE END OF DOCUMENT FOR COMPATIBILITY			
RMP	REMOTE DRIVER (REQUIRES ACCESSORY 3981GX)		
CANOPY FINISH FINI PAVILLON			
BLKE	BLACK		
WHE	WHITE		
MATCH*	COLOR MATCH WITH RING FINISH		
* LONGER LEAD TIME MAY APPLY, PLEASE CONTACT YOUR EUREKA REPRESENTATIVE			
FINISH FINI			
BLKE	BLACK	HGE*	HUNTER GREEN
WHE	WHITE	LNE*	LUNAR GREY
AYE*	APRICOT YELLOW	NBE*	NAVY BLUE
BRE*	BRICK RED	SBE*	SAND BEIGE
CBE*	CHOCOLATE BROWN	SGE*	SAGE GREY
CPE*	CLAY PINK	STE*	SUMMER TEAL
DBE*	DYNAMIC BLUE	RAL**	PLEASE SPECIFY RAL CODE
GGE*	GRASS GREEN		
* LONGER LEAD TIME MAY APPLY. PLEASE CONTACT YOUR EUREKA REPRESENTATIVE.			
** SPECIFY 4 DIGIT RAL CLASSIC CODE. LONGER LEAD TIME MAY APPLY. PLEASE CONTACT YOUR EUREKA REPRESENTATIVE.			
FELT FINISH FINI FEUTRE			

ATOLL SQUARE & RECTANGLE - 3853 WALL

FELT FINISH OPTIONS OPTIONS DE FINI FEUTRE



ORDERING SPECIFICATION SPÉCIFICATION DE COMMANDE

CODE

BBF	BASIC BLACK	MUF	MYSTIC MULBERRY
CHF	CHARCOAL	PPF	PLUM PURPLE
BTF	BATTLESHIP	BOF	BLOOD ORANGE
TGF	TITANIUM GRAY	BYF	BANANA YELLOW
SGF	SILVER GRAY	BEF	BUTTERSCOTCH
PEF	PEBBLE GRAY	DYF	DAISY YELLOW
AWF	ARTIC WHITE	DTF	DEEP TEAL GREEN
OAF	OAK BROWN	GGF	GRASS GREEN
BKF	BARK BROWN	PGF	PEAR GREEN
GEF	GREIGE	SEF	SEAFOAM
LBF	LIGHT BEIGE	OGF	OLIVE GREEN
ZFF	ZINFANDEL	OBF	OCEAN BLUE
PNF	PINOT NOIR	NBF	NAVY BLUE
REF	RED	ABF	AZURE BLUE
PIF	PETAL PINK	PWF	POWDER BLUE

ACCESSORY ACCESSOIRE

CONSULT CANOPY AVAILABILITY CHART AT THE END OF DOCUMENT FOR COMPATIBILITY

3981GC	DRIVER BOX FOR REMOTE INSTALLATION - 3.83" X 12" X 16"
3981GD1	1 NON-IC 120V ONLY DRIVER BOX FOR REMOTE INSTALLATION - 4" X 12" X 16"
3981GD2	1 NON-IC 277V ONLY DRIVER BOX FOR REMOTE INSTALLATION - 4" X 12" X 16"
39NLAA	NLIGHT AIR GEN 2 REMOTE POWER PACK
39NLWA	NLIGHT WIRED REMOTE POWER PACK

ACCESSORY EMERGENCY BATTERY ACCESSOIRE BATTERIE D'URGENCE

3981EA	ELECTRICAL BOX FOR EMB EMERGENCY BATTERY
---------------	--

PRODUCT CHARACTERISTICS CARACTÉRISTIQUES DU PRODUIT



ATOLL SQUARE & RECTANGLE - 3853 WALL - TUNABLE WHITE


PROJECT PROJÉT
SPEC TYPE
NOTES



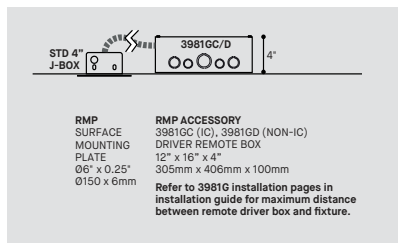
FINISH FINI



FAMILY FAMILLE



DRIVER OPTION OPTION DE PILOTE



ORDERING SPECIFICATION SPÉCIFICATION DE COMMANDE

MODEL MODÈLE		CODE
3853-44X44	ATOLL ACOUSTIC 44" X 44"	
3853-44X62	ATOLL ACOUSTIC 44" X 62"	
3853-44X82	ATOLL ACOUSTIC 44" X 82"	
3853-44X100	ATOLL ACOUSTIC 44" X 100" (SECTIONAL PANELS)	
3853-44X120	ATOLL ACOUSTIC 44" X 120" (SECTIONAL PANELS)	
3853-62X62	ATOLL ACOUSTIC 62" X 62" (SECTIONAL PANELS)	
3853-62X82	ATOLL ACOUSTIC 62" X 82" (SECTIONAL PANELS)	
3853-62X100	ATOLL ACOUSTIC 62" X 100" (SECTIONAL PANELS)	
3853-62X120	ATOLL ACOUSTIC 62" X 120" (SECTIONAL PANELS)	
3853-82X82	ATOLL ACOUSTIC 82" X 82" (SECTIONAL PANELS)	
3853-82X100	ATOLL ACOUSTIC 82" X 100" (SECTIONAL PANELS)	
3853-82X120	ATOLL ACOUSTIC 82" X 120" (SECTIONAL PANELS)	

LIGHT SOURCE SOURCE LUMINEUSE		
LED	REGULAR OUTPUT	
LED.HO	HIGH OUTPUT	

COLOR TEMPERATURE TEMPÉRATURE DE COULEUR		TW
TW*	TUNABLE WHITE (2700K TO 5000K) *LONGER LEAD TIME MAY APPLY, PLEASE CONTACT YOUR EUREKA REPRESENTATIVE	

COLOR RENDERING INDEX (CRI) INDICE DE RENDU DE COULEUR (IRC)		80
80	80+ CRI	

VOLTAGE VOLTAGE		
120V	120 VOLT	
277V	277 VOLT	

CONTROL OPTION OPTION DE CONTRÔLE		
DDV	DUAL 0-10V DIMMING	
NLT*	NIGHT NTUNE CONTROL (NOT AVAILABLE FOR HO OUTPUT) *LONGER LEAD TIME MAY APPLY, PLEASE CONTACT YOUR EUREKA REPRESENTATIVE *REFER TO NIGHT GUIDE AND INSTALLATION SHEET FOR ALL REQUIREMENTS	

DRIVER POSITION POSITION DU PILOTE		RMP
RMP	REMOTE DRIVER (REQUIRES ACCESSORY 3981GX)	

CANOPY FINISH FINI PAVILLON		
BLKE	BLACK	
WHE	WHITE	
MATCH*	COLOR MATCH WITH RING FINISH * LONGER LEAD TIME MAY APPLY, PLEASE CONTACT YOUR EUREKA REPRESENTATIVE	

FINISH FINI			
BLKE	BLACK	HGE*	HUNTER GREEN
WHE	WHITE	LNE*	LUNAR GREY
AYE*	APRICOT YELLOW	NBE*	NAVY BLUE
BRE*	BRICK RED	SBE*	SAND BEIGE
CBE*	CHOCOLATE BROWN	SGE*	SAGE GREY
CPE*	CLAY PINK	STE*	SUMMER TEAL
DBE*	DYNAMIC BLUE	RAL**	PLEASE SPECIFY RAL CODE
GCE*	GRASS GREEN		

FELT FINISH FINI FEUTRE			
BBF	BASIC BLACK	MUF	MYSTIC MULBERRY
CHF	CHARCOAL	PPF	PLUM PURPLE
BTF	BATTLESHIP	BOF	BLOOD ORANGE
TGF	TITANIUM GRAY	BYF	BANANA YELLOW
SGF	SILVER GRAY	BEF	BUTTERSOTCH
PEF	PEBBLE GRAY	DYF	DAISY YELLOW
AWF	ARTIC WHITE	DTF	DEEP TEAL GREEN
OAF	OAK BROWN	GGF	GRASS GREEN
BKF	BARK BROWN	PGF	PEAR GREEN
GEF	GREIGE	SEF	SEAFOAM
LBF	LIGHT BEIGE	OGF	OLIVE GREEN
ZFF	ZINFANDEL	OBF	OCEAN BLUE
PNF	PINOT NOIR	NBF	NAVY BLUE
REF	RED	ABF	AZURE BLUE
PIF	PETAL PINK	PWF	POWDER BLUE

ACCESSORY ACCESSOIRE		
3981GC	DRIVER BOX FOR REMOTE INSTALLATION - 3.83" X 12" X 16"	
3981GD1	1 NON-IC 120V ONLY DRIVER BOX FOR REMOTE INSTALLATION - 4" X 12" X 16"	
3981GD2	1 NON-IC 277V ONLY DRIVER BOX FOR REMOTE INSTALLATION - 4" X 12" X 16"	

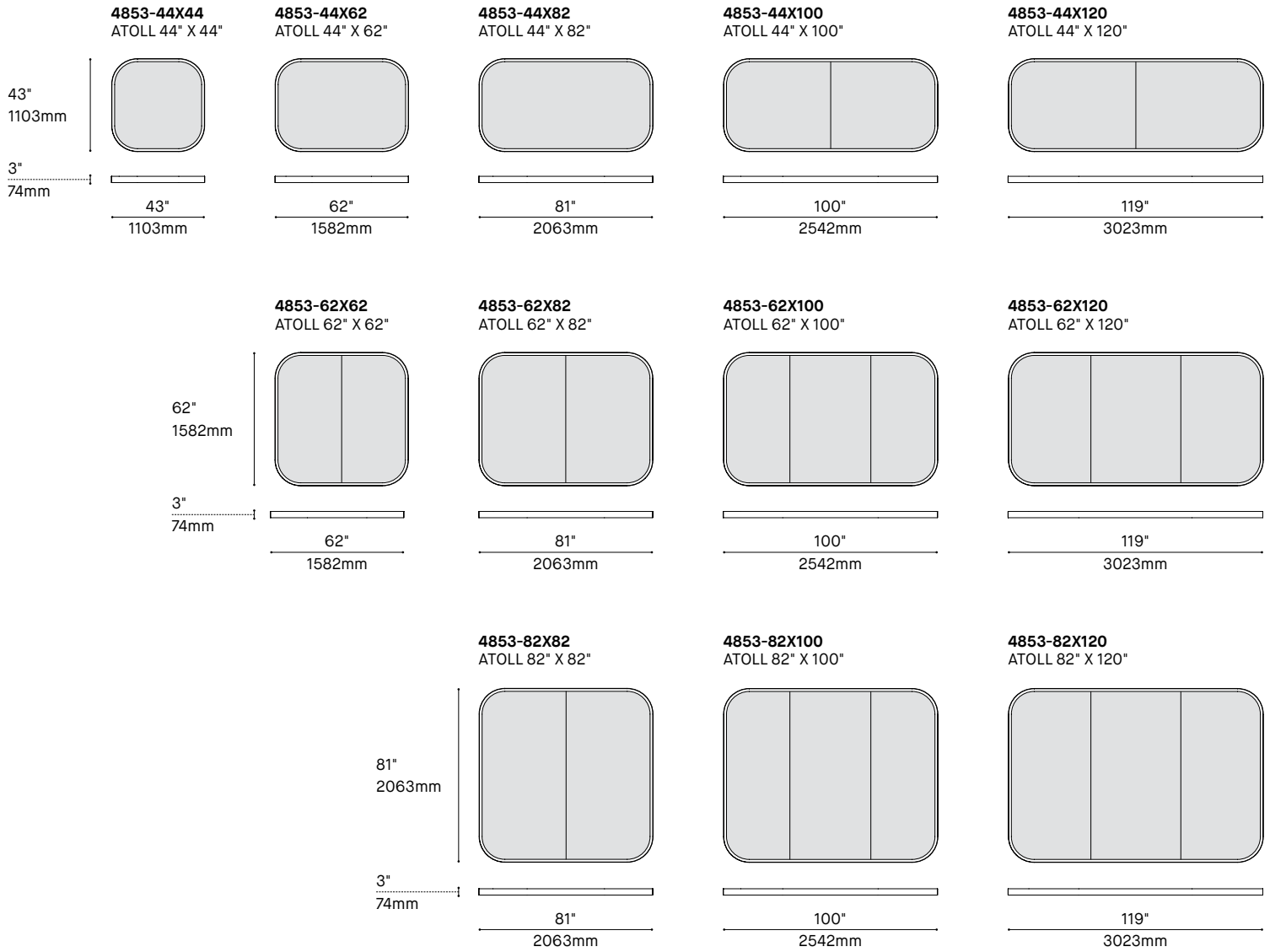


SPECIFICATION

ATOLL - 3853/4853 - DIMENSIONS

HEIGHT OF THE PROFILE : 3" / 74mm

WIDTH OF THE PROFILE : 1.4" / 35mm



ATOLL 3853 - WALL & CEILING ACOUSTIC

NOISE REDUCTION

Atoll acoustic is a sound absorbing fixture designed to reduce unwanted reverberating sounds.



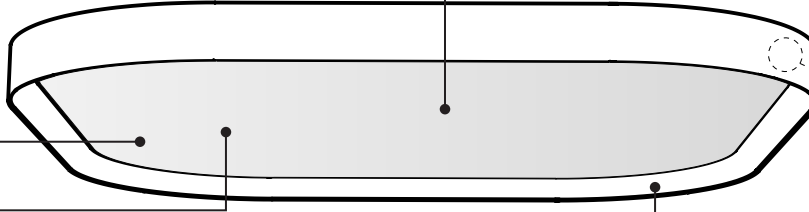
ECOLOGICAL

Custom CNC cut panels composed of polyester fibers (PET) recycled content. 100% recyclable, non-toxic, non-allergenic and non-irritable. The material is also low VOC, fire rated (Class A - ASTM E84-17) and has a declare label.



TESTED RESULTS

Tested at the renowned Riverbank Acoustic Labs for an NRC of 0.65. For more information, please refer to Acoustic documentation.



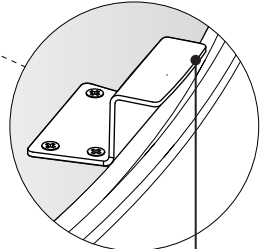
ACOUSTIC COLORS

Available in 30 colors. For all color options*, refer to the Acoustic Material Color Options page.

*Certain lighter colors not available when combined with an indirect illumination.

LARGE ACOUSTIC FAMILY

Offered in 12 different sizes up to 81"x120". An infinite number of possible layouts from the smallest to the largest space.



INSTALLATION

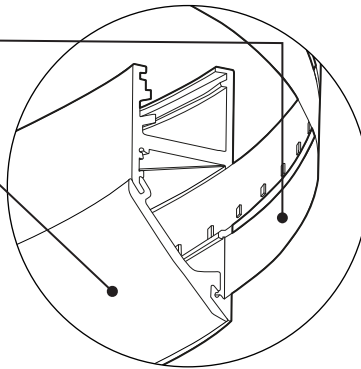
Easy installation of the acoustic panels without tools.

HIGH PERFORMANCE

LED illumination is controlled by 98% efficient reflectors, giving the ATOLL excellent optical and energy performance.

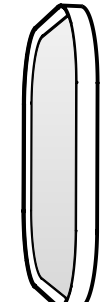
SILICONE DIFFUSER

highly efficient silicone lens ensures high-performance and comfortable lighting. With anti-yellowing agents and is UV stable. Allows for a single discreet joining line across all sizes.



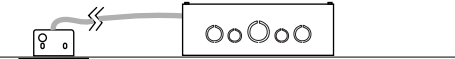
CLEANING

A proper and regular cleaning will help extend the lifespan of acoustic products. Remove dust with a vacuum cleaner and light stains with a damp cloth. For greasy and deep stains, a professional dry clean is recommended. Do not use any abrasive, soap or chemical cleaner.



MINIMAL SURFACE MOUNTING

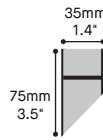
With a depth of 2.9" Atoll is ADA compliant when installed on a wall.



SMALL CANOPY
6" x 0.25"
Mounts on a 4" standard j-box. Drivers in 3981G remote box for discreet installation

3981GC/D DRIVER REMOTE BOX (RMP) 12" x 16" x 4" (sold separately)
Refer to install sheet for max. remote distance.

PROFILE



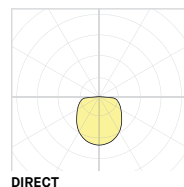
PRODUCT SPECIFICATION	44X44		44X62		44X81		44X100		44X120		62X62		62X82		62X100	
PERFORMANCE (4000K)	REG	HO	REG	HO	REG	HO	REG	HO	REG	HO	REG	HO	REG	HO	REG	HO
WATTAGE - DIRECT	39.0W	79.2W	48.7W	99.6W	56.7W	120W	74.9W	158.4W	74.9W	158.4W	56.7W	120W	66.9W	141.5W	74.9W	158.4W
DELIVERED LUMENS	3807LM	7215LM	4758LM	9065LM	5553LM	10916LM	7339LM	14429LM	7339LM	14429LM	5553LM	10916LM	6544LM	12860LM	7339LM	14429LM
EFFICACY	98LM/W	91LM/W	98LM/W	91LM/W	98LM/W	91LM/W	98LM/W	91LM/W	98LM/W	91LM/W	98LM/W	91LM/W	98LM/W	91LM/W	98LM/W	91LM/W
OTHER INFORMATION	16.2LBS / 7.4KG		20LBS / 9.1KG		23.8LBS / 10.8KG		27.6LBS / 12.5KG		31.4LBS / 14.3KG		23.8LBS / 10.8KG		27.6LBS / 12.5KG		31.4LBS / 14.3KG	
WEIGHT OF FIXTURE	> 60 000 H		> 60 000 H		> 60 000 H		> 60 000 H		> 60 000 H		> 60 000 H		> 60 000 H		> 60 000 H	
L70 (LUMEN MAINTENANCE)	> 60 000 H		> 60 000 H		> 60 000 H		> 60 000 H		> 60 000 H		> 60 000 H		> 60 000 H		> 60 000 H	

PRODUCT SPECIFICATION	62X120		82X82		81X100		82X120		100X100		100X120		120X120	
PERFORMANCE (4000K)	REG	HO	REG	HO	REG	HO	REG	HO	REG	HO	REG	HO	REG	HO
WATTAGE - DIRECT	85.1W	179.9W	74.9W	158.4W	80.8W	180W	88.9W	187.4W	88.9W	187.4W	93.7W	197.3W	96.4W	202.6W
DELIVERED LUMENS	8330LM	16374LM	7339LM	14429LM	7938LM	16374LM	8733LM	17192LM	8733LM	17192LM	9233LM	18194LM	9536LM	18816LM
EFFICACY	98LM/W	91LM/W	98LM/W	91LM/W	98LM/W	91LM/W	98LM/W	92LM/W	98LM/W	92LM/W	99LM/W	91LM/W	99LM/W	93LM/W
OTHER INFORMATION	35.2LBS / 16KG		31.4LBS / 14.3KG		35.2LBS / 16KG		39LBS / 17.7KG		39LBS / 17.7KG		42.8LBS / 19.5KG		46.6LBS / 21.2KG	
WEIGHT OF FIXTURE	> 60 000 H		> 60 000 H		> 60 000 H		> 60 000 H		> 60 000 H		> 60 000 H		> 60 000 H	
L70 (LUMEN MAINTENANCE)	> 60 000 H		> 60 000 H		> 60 000 H		> 60 000 H		> 60 000 H		> 60 000 H		> 60 000 H	

EFFICACY MULTIPLIERS

CRIC	CT	FACTOR	TW FACTOR
80+	5000K	-	0.93
80+	4000K	-	1.00
80+	3500K	-	0.99
80+	3000K	-	0.98
80+	2700K	-	0.91
90+	4000K	1.00	-
90+	3500K	0.96	-
90+	3000K	0.92	-
90+	2700K	0.87	-

LIGHT DISTRIBUTION



DIRECT



Visit our website for warranty terms and conditions.



TECHNICAL DATA

ATOLL 3853 - MURAL & PLAFOND ACOUSTIQUE

RÉDUCTION DE BRUITS

Atoll acoustique est un luminaire conçu pour réduire les sons réverbérants non désirables.



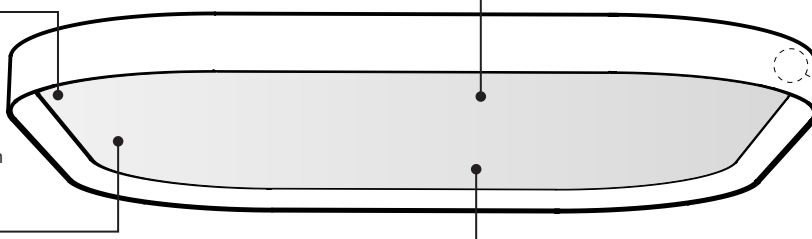
ECOLOGICAL

Custom CNC cut panels composed of polyester fibers (PET) recycled content. 100% recyclable, non-toxic, non-allergenic and non-irritable. The material is also low VOC, fire rated (Class A - ASTM E84-17) and has a declare label.



MISE À L'ESSAI

Testés au renommé laboratoire acoustique Riverbank avec un coefficient de réduction du bruit (CRB/NRC) de 0.65. Pour plus d'informations, veuillez vous référer à la documentation acoustique.



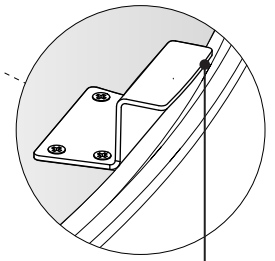
COULEURS

Disponible en 30 couleurs standards. Pour la charte de couleurs consultez la fiche d'options* de couleurs.

*Certaines couleurs pâles ne sont pas compatibles avec l'illumination indirecte.

FAMILLE ÉTENDUE

Offert en 12 tailles polyvalentes jusqu'à 81"x120". Une infinité de combinaisons possibles. Pour les petits aux plus grands espaces.



INSTALLATION


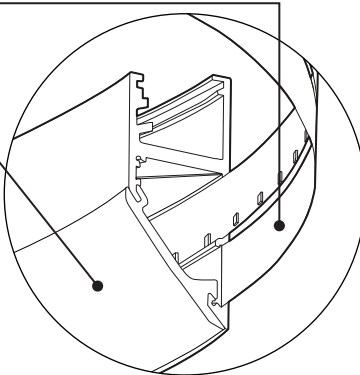
Installation du feutre simple et sans outil.

HAUTE PERFORMANCE

La lumière des bandes DEL est contrôlée par des réflecteurs efficaces à 98%, ce qui confère à l'ATOLL d'excellentes performances optiques et énergétiques.

DIFFUSEUR EN SILICONE

Sa lentille en silicone très efficace assure un éclairage performant et confortable. Avec agents anti-jaunissement et une stabilité aux rayons UV. Permet d'avoir une seule ligne de joint discrète pour toutes les grandeurs.



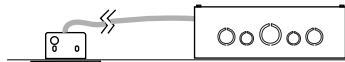
NETTOYAGE

Un nettoyage approprié et régulier contribuera à prolonger la durée de vie des produits acoustiques. Un nettoyage périodique peut être fait avec un aspirateur ou en essuyant avec un chiffon humide. Ne pas utiliser de produits abrasifs, de savon ou de produits nettoyants chimiques.



MONTAGE SURFACE MINIMALE

Avec une profondeur de 2.9" Atoll est conforme à la norme ADA lorsqu'installé au mur.



PETIT PAVILLON

6" x 0.25"
Installation minimale sur une boîte 4" standard.

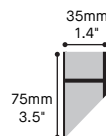
Doit être combiné à la boîte à distance 3981G.

BOÎTE PILOTES À DISTANCE (RMP) 3981G

(vendue séparément)

12" x 16" x 4" Se référer à la fiche d'installation pour la distance maximale d'éloignement.

PROFIL



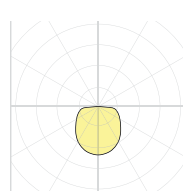
SPÉCIFICATION PRODUIT	44X44		44X62		44X81		44X100		44X120		62X62		62X82		62X100	
	REG	HO	REG	HO	REG	HO	REG	HO	REG	HO	REG	HO	REG	HO	REG	HO
PERFORMANCE (4000K)																
PUISSANCE DIRECT	39.0W	79.2W	48.7W	99.6W	56.7W	120W	74.9W	158.4W	74.9W	158.4W	56.7W	120W	66.9W	141.5W	74.9W	158.4W
UMENS RÉELS DIRECT (4000K)	3807LM	7215LM	4758LM	9065LM	5553LM	10916LM	7339LM	14429LM	7339LM	14429LM	5553LM	10916LM	6544LM	12860LM	7339LM	14429LM
EFFICACITÉ DIRECT	98LM/W	91LM/W	98LM/W	91LM/W	98LM/W	91LM/W	98LM/W	91LM/W	98LM/W	91LM/W	98LM/W	91LM/W	98LM/W	91LM/W	98LM/W	91LM/W
OTHER AUTRES INFORMATIONS																
POIDS DU LUMINAIRE	16.2LBS / 7.4KG		20LBS / 9.1KG		23.8LBS / 10.8KG		27.6LBS / 12.5KG		31.4LBS / 14.3KG		23.8LBS / 10.8KG		27.6LBS / 12.5KG		31.4LBS / 14.3KG	
L70 (MAINTENANCE DE LA LUMIÈRE)	> 60 000 H		> 60 000 H		> 60 000 H		> 60 000 H		> 60 000 H		> 60 000 H		> 60 000 H		> 60 000 H	

SPÉCIFICATION PRODUIT	62X120		82X82		81X100		82X120		100X100		100X120		120X120	
	REG	HO	REG	HO	REG	HO	REG	HO	REG	HO	REG	HO	REG	HO
PERFORMANCE (4000K)														
PUISSANCE DIRECT	85.1W	179.9W	74.9W	158.4W	80.8W	180W	88.9W	187.4W	88.9W	187.4W	93.7W	197.3W	96.4W	202.6W
UMENS RÉELS DIRECT (4000K)	8330LM	16374LM	7339LM	14429LM	7938LM	16374LM	8733LM	17192LM	8733LM	17192LM	9233LM	18194LM	9536LM	18816LM
EFFICACITÉ DIRECT	98LM/W	91LM/W	98LM/W	91LM/W	98LM/W	91LM/W	98LM/W	92LM/W	98LM/W	92LM/W	99LM/W	91LM/W	99LM/W	93LM/W
OTHER AUTRES INFORMATIONS														
POIDS DU LUMINAIRE	35.2LBS / 16KG		31.4LBS / 14.3KG		35.2LBS / 16KG		39LBS / 17.7KG		39LBS / 17.7KG		42.8LBS / 19.5KG		46.6LBS / 21.2KG	
L70 (MAINTENANCE DE LA LUMIÈRE)	> 60 000 H		> 60 000 H		> 60 000 H		> 60 000 H		> 60 000 H		> 60 000 H		> 60 000 H	

FACTEUR D'EFFICACITÉ

CRIC	CT	FACTOR	TW FACTOR
80+	5000K	-	0.93
80+	4000K	-	1.00
80+	3500K	-	0.99
80+	3000K	-	0.98
80+	2700K	-	0.91
90+	4000K	1.00	-
90+	3500K	0.96	-
90+	3000K	0.92	-
90+	2700K	0.87	-

DISTRIBUTION LUMINEUSE



DIRECTE



Visitez notre site Web pour les termes et conditions.



DONNÉES TECHNIQUES

Acoustic Material Color Options



BBF
Basic Black



CHF
Charcoal



BTF
Battleship



TGF
Titanium Gray




SGF
Silver Gray



PEF
Pebble Gray



AWF
Artic White



OAF
Oak Brown



BKF
Bark Brown




GEF
Greige



LBF
Light Beige




ZFF
Zinfandel



PNF
Pinot Noir




REF
Red



PIF
Petal Pink



MUF
Mystic Mulberry



PPF
Plum Purple




BOF
Blood Orange




BYF
Banana Yellow




BEF
Butterscotch




DYF
Daisy Yellow



DTF
Deep Teal Green




GGF
Grass Green




PGF
Pear Green



SEF
Seafoam



OGF
Olive Green



OBF
Ocean Blue



NBF
Navy Blue



ABF
Azure Blue



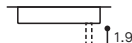

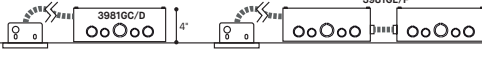


PWF
Powder Blue

ATOLL - 4852 DIRECT, 3852/3853 SURFACE : CANOPY COMPATIBILITY CHART

DD : DUAL 0-10V DIMMING CONTROL FOR TUNABLE WHITE
 NT : NTUNE WIRELESS CONTROL FOR TUNABLE WHITE
 DP : PHASE DIMMING

BLANK SPACE = NOT AVAILABLE
 HO-REG OR REG-HO ARE EQUIVALENT IN THE CHART BELOW
 IC / NON-IC : NON-IC REMOTE BOXES CANNOT BE IN CONTACT WITHIN 3" OF INSULATION

 FIXTURE	PHASE DIMMING OPTION	CANOPY								
		RC1	RC2	RC3			RC5 (RMP)			
		 RC1 Ø5.50" x 1.35" Ø140 x 34.3mm*	 RC2 - WIRED / AIR Ø7.75" x 1.30" Ø196.9 x 33mm*	 RC3 - STD RC3 - WIRED / AIR Ø9.4" x 1.88" Ø238.8 x 47.8mm*			 RC5 (RMP) 247IC Ø4.5" x 0.5" Ø114 x 13mm		RC5 (RMP) ACCESSORY 3981GC (IC), 3981GD (NON-IC) DRIVER REMOTE BOX 12" x 16" x 4" 305mm x 406mm x 100mm	
DIMENSIONS D = DIRECT, I = INDIRECT ILLUMINANCE : REG OR HO		COMPATIBILITY			FOR REMOTE LOCATION OR CAN BE REQUIRED TO FIT HIGHER POWER OR NLIGHT IF NOT AVAILABLE IN RC1,2,3,4		NLIGHT WIRED	TUNABLE WHITE		
44X44 D - REG	DP	✓	✓		DD+NT		3981GC	✓	DD/NT	
44X44 D - HO				✓	DD		3981GC	✓	DD	
44X62 D - REG	DP	✓	✓		DD+NT		3981GC	✓	DD/NT	
44X62 D - HO				✓	DD		3981GC	✓	DD	
44X81 D - REG	DP			✓	DD+NT	✓	3981GC	✓	DD/NT	
44X81 D - HO	DP			✓	DD	✓	3981GC	✓	DD	
44X100 D - REG				✓	DD+NT		3981GC	✓	DD/NT	
44X100 D - HO				✓	DD		3981GC	✓	DD	
44X120 D - REG				✓	DD+NT		3981GC	✓	DD/NT	
44X120 D - HO				✓	DD		3981GC	✓	DD	
62X62 D - REG	DP			✓	DD+NT	✓	3981GC	✓	DD/NT	
62X62 D - HO	DP			✓	DD	✓	3981GC	✓	DD	
62X81 D - REG				✓	DD+NT		3981GC	✓	DD/NT	
62X81 D - HO				✓	DD		3981GC	✓	DD	
62X100 D - REG				✓	DD+NT		3981GC	✓	DD/NT	
62X100 D - HO				✓	DD		3981GC	✓	DD	
62X120 D - REG				✓	DD		3981GC	✓	DD	
62X120 D - HO				✓			NON-IC : 3981GD1 (120V) / 3981GD2 (277V)	✓		
81X81 D - REG				✓	DD+NT		3981GC	✓	DD/NT	
81X81 D - HO				✓	DDV		3981GC	✓	DD	
81X100 D - REG				✓	DD		3981GC	✓	DD	
81X100 D - HO				✓			NON-IC : 3981GD1 (120V) / 3981GD2 (277V)	✓		
81X120 D - REG				✓	DD		3981GC	✓	DD	
81X120 D - HO				✓			NON-IC : 3981GD1 (120V) / 3981GD2 (277V)	✓		
100X100 D - REG				✓	DD		3981GC	✓	DD	
100X100 D - HO				✓			NON-IC : 3981GD1 (120V) / 3981GD2 (277V)	✓		
100X120 D - REG				✓	DD		3981GC	✓	DD	
100X120 D - HO				✓			NON-IC : 3981GD1 (120V) / 3981GD2 (277V)	✓		
120X120 D - REG				✓	DD		3981GC	✓	DD	
120X120 D - HO				✓			NON-IC : 3981GD1 (120V) / 3981GD2 (277V)	✓		