

ODEON CEILING 3805

PROJECT PROJÉT
SPEC TYPE
NOTES



3805-26 3805-38 3805-50

FAMILY FAMILLE



3806 (CEILING ACOUSTIC) 4805 (SUSPENDED) 4806 (SUSPENDED ACOUSTIC)

4845-2 (LAYERS) 4845-3 (LAYERS)

MOUNTING OPTIONS OPTIONS DE MONTAGE

3805-26	3805-38	3805-50
4.25" ± 108mm	4.25" ± 108mm	4.25" ± 1028mm
Ø26.5" Ø673mm	Ø38.5" Ø978mm	Ø50.8" Ø1295mm

ORDERING SPECIFICATION SPÉCIFICATION DE COMMANDE

MODEL MODÈLE		CODE
3805-26	ODEON 26"	
3805-38	ODEON 38"	
3805-50	ODEON 50"	
LIGHT SOURCE SOURCE LUMINEUSE		
LED.LO	LOW OUTPUT	
LED	REGULAR OUTPUT	
LED.HO	HIGH OUTPUT	
COLOR TEMPERATURE TEMPÉRATURE DE COULEUR		
27	2700K	
30	3000K	
35	3500K	
40*	4000K	
* LONGER LEAD TIME MAY APPLY, PLEASE CONTACT YOUR EUREKA REPRESENTATIVE FOR TUNEABLE WHITE, PLEASE CONTACT YOUR EUREKA REPRESENTATIVE		
COLOR RENDERING INDEX (CRI) INDICE DE RENDU DE COULEUR (IRC)		90
90	90+ CRI	
VOLTAGE VOLTAGE		
120V	120 VOLT	
277V	277 VOLT	
CONTROL OPTION OPTION DE CONTRÔLE		
DV	0-10V DIMMING (120-277V)	
DP	PHASE DIMMING (120V ONLY)	
NLTAIR2*	NLIGHT AIR CONTROL GEN 2	
NLIGHT*	NLIGHT WIRED CONTROL	
* NLIGHT INTEGRATION REQUIRES A REMOTE POWER PACK (39NLAA FOR NLTAIR2 OR 39NLWA FOR NLIGHT) REFER TO NLIGHT GUIDE AND INSTALLATION SHEET FOR ALL REQUIREMENTS.		
* EMERGENCY BATTERY NOT AVAILABLE WITH NLIGHT OPTIONS		
DRIVER POSITION POSITION DU PILOTE		RDP
RDP	RECESSED DRIVER 3981C OR 3981D ACCESSORY REQUIRED	
EMERGENCY BATTERY BATTERIE D'URGENCE		
FOR 120-277V ONLY, EM DRIVER BOX INCLUDED, INSTALLED REMOTELY. SEE EM GUIDE FOR DETAILS.		
EMB*	EMERGENCY BATTERY IN 16"X12" REMOTE ELECTRICAL BOX * 3981E ACCESSORY IS REQUIRED FOR THIS OPTION	
CANOPY FINISH FINI PAVILLON		WHE
WHE	WHITE FINE TEXTURE	
DIFFUSER FINISH FINI DIFFUSEUR		WH
WH	WHITE	
ACCESSORY ACCESSOIRE		
ALL ACCESSORIES ARE AVAILABLE FOR ADVANCE SHIPPING		
39NLAA	NLIGHT AIR GEN 2 REMOTE POWER PACK (FOR RECESSED DRIVER ONLY)	
39NLWA	NLIGHT WIRED REMOTE POWER PACK (FOR RECESSED DRIVER ONLY)	
3981C	JUNCTION BOX FOR RECESSED DRIVER OPTION (FOR 26, 38, 50 LO)	
3981D	JUNCTION BOX FOR RECESSED DRIVER OPTION (FOR 50HO)	
EMERGENCY BATTERY ACCESSORY ACCESSOIRE BATTERIE D'URGENCE		
3981EA	REMOTE ELECTRICAL BOX 16"X12" FOR EMB EMERGENCY BATTERY	

PRODUCT CHARACTERISTICS CARACTÉRISTIQUES DU PRODUIT



- DESIGN:** Round everybody up for an impressive show. These ceiling mounted Odeon sizes of Ø26", Ø38" & Ø50" will brighten up any space and make a glowing statement of bold elegance.
- INSTALLATION:** Ships as one single part and offers easy installation using a custom three point mounting system.
- LIGHT SOURCE:** Custom designed curved LED light engine provides even illumination over the entire surface. Available 0-10V dimming.
- DIFFUSER:** Formed from extremely durable and recyclable rotomolded LLDPE.
- CONCEPTION:** Entrez dans le cercle, contemplez ce spectacle. Installer en plafonnier l'Odeon de Ø26", Ø38" et Ø50" pour illuminer une variété de grands espaces et leur donner un éclat d'élégance audacieuse.
- INSTALLATION:** Livré en une seule pièce, l'installation en plafonnier à trois points de fixation est simple et facile à installer.
- SOURCE LUMINEUSE:** Module DEL courbé conçu et fabriqué sur mesure, offrant une illumination uniforme sur la totalité de la surface. Offerte en gradation de type 0-10V.
- DIFFUSEUR:** Fait de LLDPE rotomoulé très durable et recyclable.

ODEON 3805-26 / 3805-38 / 3805-50

CIRCLE OF LIGHT

Odeon presents a circular ring of bright glowing light installed on the ceiling.
80% Downlight / 20% Uplight

FINISHED TOP

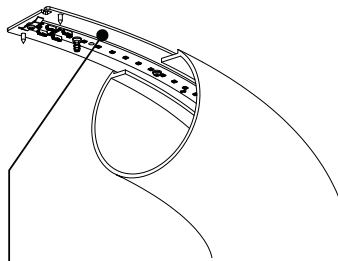
White painted 14GA steel top plates with white painted screws for a clean appearance

3981C OR 3981D RECESSED BOX (3981D for 50 HO)
16GA galvanized cold rolled steel. Is required, sold separately. Can be shipped and installed before luminaire installation

SEAMLESS WHITE TRANSLUCENT DIFFUSER
Strong, lightweight & impact resistant LLDPE polymer

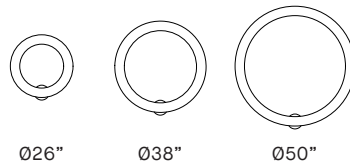
CUSTOM CEILING CONNECTORS
easily secured with a single set screw

SIMPLIFIED INSTALLATION
The luminaire is anchored in three points on the ceiling using custom connectors



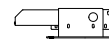
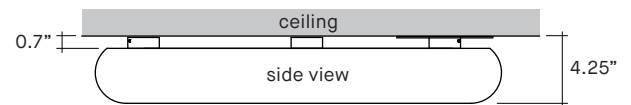
HIGH PERFORMANCE LEDs

Custom Eureka LED module made in USA.
Nichia LEDs on Aluminum MCPCB.
LO, REG and HO options



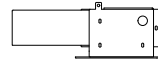
3 VERSATILE SIZES

An infinite number of possible layouts.



LOW PROFILE CANOPY 6.4"X0.25"

Mounting on Eureka box 3981C (sold separately)
Recessed driver for discreet installation



LOW PROFILE CANOPY 9.4"X0.25"

Mounting on Eureka box 3981D (sold separately)
Recessed driver for discreet installation

CANOPY OPTIONS

PRODUCT SPECIFICATION

PERFORMANCE	3805-26			3805-38			3805-50		
	LO	REG	HO	LO	REG	HO	LO	REG	HO
SYSTEM WATTAGE	22W	43W	52W	33W	62W	100W	47W	86W	138W
DELIVERED LUMENS (4000K)	2970 LM	5214LM	6119LM	4622LM	7938LM	11743LM	6534LM	11149LM	16358LM
EFFICACY	135 LM/W	122 LM/W	117 LM/W	139 LM/W	129 LM/W	118 LM/W	140 LM/W	130 LM/W	119 LM/W

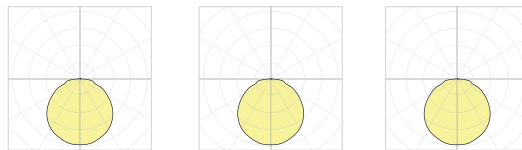
OTHER INFORMATION

LUMINAIRE'S WEIGHT	9 LBS / 4.1KG	12 LBS / 5.5 KG	16 LBS / 7.3 KG
L70 (LUMEN MAINTENANCE) LO/REG/HO	> 60 000 HRS	> 60 000 HRS	> 60 000 HRS
MAX. LUMINANCE 45°-90° OF NADIR	2394 CD/M ² (AT HO)	2852 CD/M ² (AT HO)	2691 CD/M ² (AT HO)
LIGHT QUALITY	R9 > 50	R9 > 50	R9 > 50

EFFICACY MULTIPLIERS

CCT	FACTOR
4000K	1.00
3500K	0.97
3000K	0.93
2700K	0.89

LIGHT DISTRIBUTION



3805-26

3805-38

3805-50



Visit our website for warranty terms and conditions.



TECHNICAL DATA

ODEON 3805-26 / 3805-38 / 3805-50

CERCLE DE LUMIÈRE

Odeon se compose d'un anneau circulaire de lumière épuré. Distribution: 80% vers le bas / 20% vers le haut

DESSUS FINI

Dessus en acier 14GA blanc et vis blanches pour une apparence uniforme

3981C OU 3981D Boîte encastrée (3981D pour 50 HO)

Acier galvanisé 16GA. Vendu séparément et peut être expédié et installé avant l'installation du luminaire.

DIFFUSEUR TRANSLUCIDE BLANC

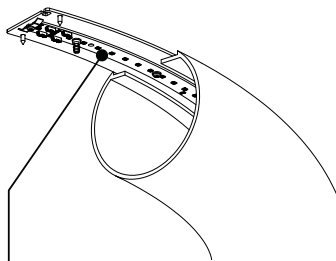
Polymère LLDPE robuste, léger et résistant aux chocs

CONNECTEURS DE PLAFOND PERSONNALISÉS

fixation facile avec une seule vis de blocage

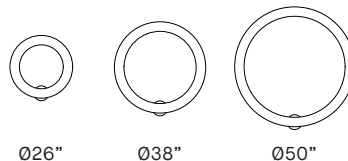
INSTALLATION SIMPLIFIÉE

Le luminaire est ancré en trois points au plafond avec des connecteurs personnalisés.



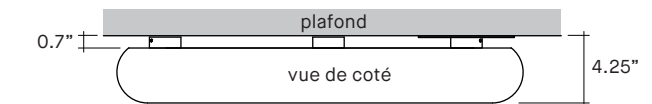
DEL HAUTES PERFORMANCES

Module DEL Eureka sur mesure, fabriqué aux États-Unis. DEL Nichia sur MCPCB en aluminium. Options LO, REG et HO



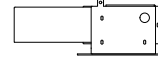
3 FORMATS POLYVALENTS

Une infinité de combinaisons possibles



PAVILLON PROFIL BAS 6.4"X0.25"

Installation sur boîte 3981C (vendue séparément) Pilot encastré pour une installation discrète



PAVILLON PROFIL BAS 9.4"X0.25"

Installation sur boîte 3981D (vendue séparément) Pilot encastré pour une installation discrète

OPTIONS DE PAVILLON

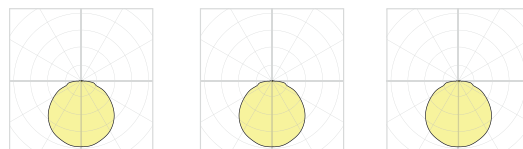
SPÉCIFICATION PRODUIT

SPÉCIFICATION PRODUIT	3805-26			3805-38			3805-50		
	LO	REG	HO	LO	REG	HO	LO	REG	HO
PERFORMANCE									
PUISSANCE TOTALE	22W	43W	52W	33W	62W	100W	47W	86W	138W
LUMENS RÉELS (4000K)	2970 LM	5214LM	6119LM	4622LM	7938LM	11743LM	6534LM	11149LM	16358LM
EFFICACITÉ	135 LM/W	122 LM/W	117 LM/W	139 LM/W	129 LM/W	118 LM/W	140 LM/W	130 LM/W	119 LM/W
OTHER INFORMATION									
POIDS DU LUMINAIRE	9 LB / 4.1KG			12 LB / 5.5 KG			16 LB / 7.3 KG		
L70 (LUMEN MAINTENANCE) LO/REG/HO	> 60 000 H			> 60 000 H			> 60 000 H		
MAX. LUMINANCE 45°-90° OF NADIR	2394 CD/M² (HO)			2852 CD/M² (HO)			2691 CD/M² (HO)		
QUALITÉ DE LA LUMIÈRE	R9 > 50			R9 > 50			R9 > 50		

FACTEUR D'EFFICACITÉ

CCT	FACTEUR
4000K	1.00
3500K	0.97
3000K	0.93
2700K	0.89

DISTRIBUTION LUMINEUSE



3805-26

3805-38

3805-50



Visitez notre site Web pour les termes et conditions.



DONNÉES TECHNIQUES