

SAIL 4265-24

PROJECT PROJÉT
SPEC TYPE
NOTES



FINISH FINI




BLKE WHE GOL

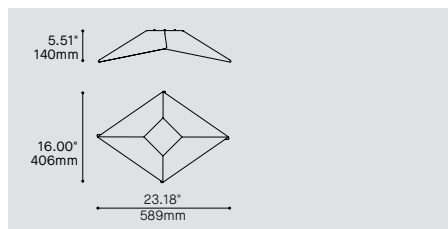
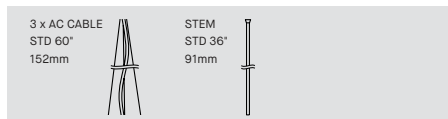
OVERALL HEIGHT HAUTEUR HORS TOUT

	LED 0.50" CANOPY
MOUNTING	RC1
CABLE	65.51"
STEM	41.51"

MOUNTING OPTIONS OPTIONS DE MONTAGE



STEM OR CABLE OPTION OPTIONS DE TIGE OU CÂBLE



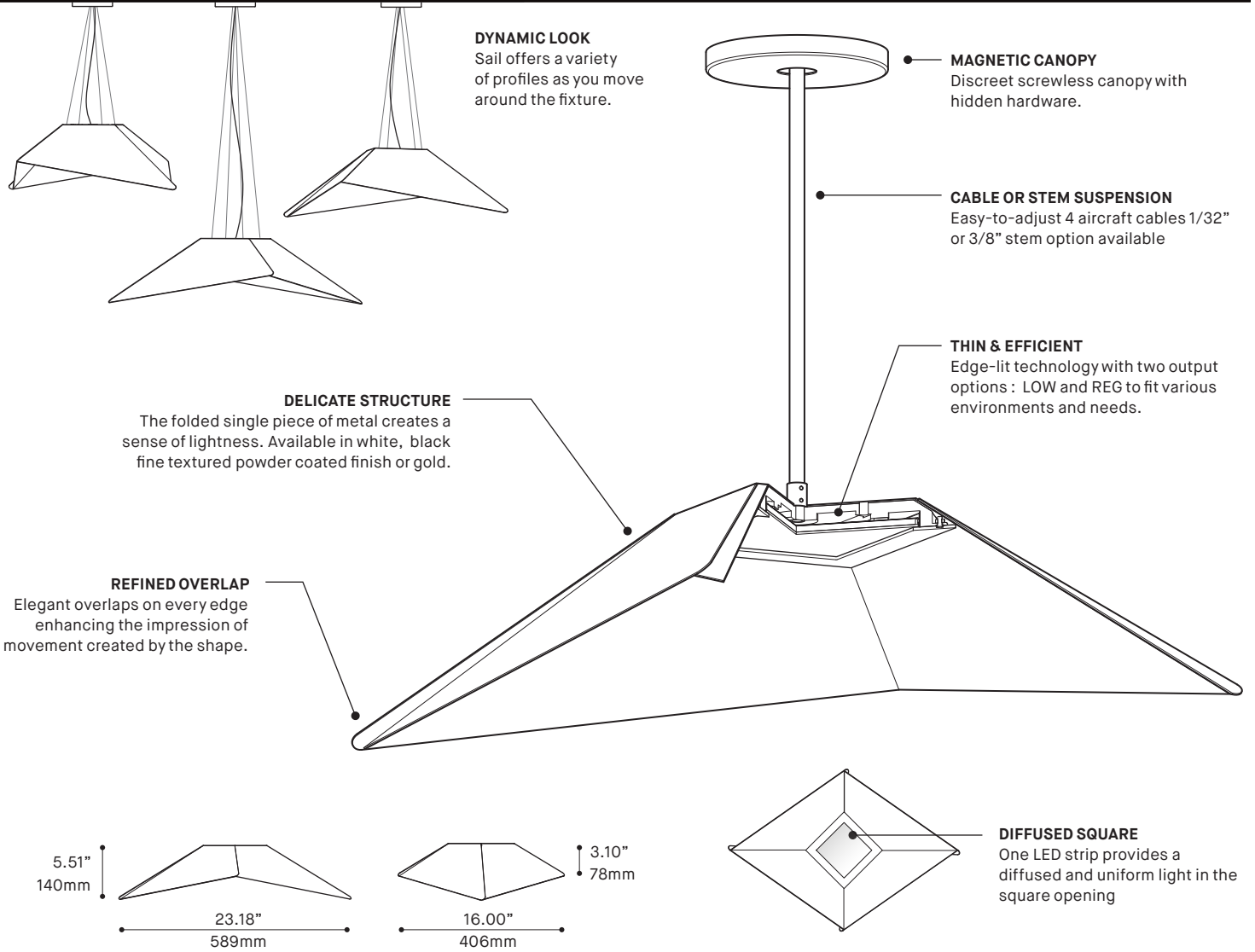
ORDERING SPECIFICATION	SPÉCIFICATION DE COMMANDE	CODE
MODEL MODÈLE	4265-24 SAIL	4265-24
LIGHT SOURCE SOURCE LUMINEUSE		
LED.LO	LOW OUTPUT	
LED	REGULAR OUTPUT	
COLOR TEMPERATURE TEMPÉRATURE DE COULEUR		
27	2700K	
30	3000K	
35	3500K	
40*	4000K	
* LONGER LEAD TIME MAY APPLY, PLEASE CONTACT YOUR EUREKA REPRESENTATIVE		
COLOR RENDERING INDEX (CRI) INDICE DE RENDU DE COULEUR (IRC)		90
90	90+ CRI	
VOLTAGE VOLTAGE		
120V	120 VOLT	
277V	277 VOLT	
CONTROL OPTION OPTION DE CONTRÔLE		
DV	0-10V DIMMING (120V-277V)	
DP	PHASE DIMMING (120V ONLY)	
NLTAIR2*	NLIGHT AIR CONTROL GEN 2	
NLIGHT*	NLIGHT WIRED CONTROL	
* NLIGHT INTEGRATION REQUIRES A REMOTE CONTROLLER (39NLAA FOR NLTAIR2 OR 39NLWA FOR NLIGHT) REFER TO NLIGHT GUIDE AND INSTALLATION SHEET FOR ALL REQUIREMENTS. * EMERGENCY BATTERY, CONTACT YOUR EUREKA REPRESENTATIVE		
EMERGENCY BATTERY BATTERIE D'URGENCE		
EM DRIVER BOX INCLUDED, INSTALLED REMOTELY. SEE EM GUIDE FOR DETAILS.		
EMB*	EMERGENCY BATTERY FOR REMOTE BOX	
* 3981EA ACCESSORY IS REQUIRED FOR THIS OPTION		
STEM OR CABLE TIGE OU CÂBLE		
AC	AIRCRAFT MOUNTING & BLACK, WHITE OR CLEAR CABLE, FIELD ADJUSTABLE	
S10	BLACK, WHITE OR GOLD 3/8" (10MM) STEM, NOT FIELD ADJUSTABLE	
STEM OR CABLE LENGTH LONGUEUR DE TIGE OU CÂBLE		
36	36" STEM (STD LENGTH)	
60	60" CABLE (STD LENGTH)	
**	CUSTOM STEM OR CABLE LENGTH (PLEASE SPECIFY)	
FOR OVERALL LENGTH, PLEASE CONTACT YOUR EUREKA REPRESENTATIVE		
MOUNTING MONTAGE		
RC1	ROUND CANOPY / PAVILLON ROND SCREWLESS 0.5" CANOPY (2471C)	
* 3983 ACCESSORY PROVIDED		
CANOPY FINISH FINI PAVILLON		
BLKE	BLACK FINE TEXTURE	
WHE	WHITE FINE TEXTURE	
GOL	GOLD	
RAL*	PLEASE SPECIFY RAL CODE	
* LONGER LEAD TIME MAY APPLY, PLEASE CONTACT YOUR EUREKA REPRESENTATIVE		
POWER CORD OR STEM FINISH FINI CÂBLE D'ALIMENTATION OU TIGE		
BLK	BLACK POWER CORD OR STEM	
WH	WHITE POWER CORD OR STEM	
CLR	CLEAR POWER CORD	
GOL	GOLD STEM	
RAL*	PLEASE SPECIFY RAL CODE	
* LONGER LEAD TIME MAY APPLY, PLEASE CONTACT YOUR EUREKA REPRESENTATIVE		
SHADE FINISH FINI ABAT-JOUR		
BLKE	BLACK FINE TEXTURE	
WHE	WHITE FINE TEXTURE	
GOL	GOLD	
RAL*	PLEASE SPECIFY RAL CODE	
* LONGER LEAD TIME MAY APPLY, PLEASE CONTACT YOUR EUREKA REPRESENTATIVE		
ACCESSORY ACCESSOIRE		
ALL ACCESSORIES ARE AVAILABLE FOR ADVANCE SHIPPING		
3983	DEEP JUNCTION BOX (PROVIDED)	
39NLAA	NLIGHT AIR GEN 2 REMOTE CONTROLLER	
39NLWA	NLIGHT WIRED REMOTE CONTROLLER	
EMERGENCY BATTERY ACCESSORY ACCESSOIRE BATTERIE D'URGENCE		
3981EA	ELECTRICAL BOX FOR EMB EMERGENCY BATTERY	

PRODUCT CHARACTERISTICS CARACTÉRISTIQUES DU PRODUIT



SPECIFICATION

SAIL 4265-24

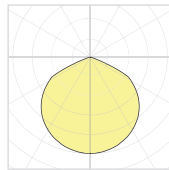


PRODUCT SPECIFICATION	LOW-BLKE	LOW-WHE	REG-BLKE	REG-WHE
PERFORMANCE				
SYSTEM WATTAGE	6 W	6 W	12 W	12 W
DELIVERED LUMENS (4000K)	333 LM	637 LM	645 LM	1232 LM
EFFICACY	56 LM/W	106 LM/W	54 LM/W	103 LM/W
OTHER INFORMATION				
LUMINAIRE'S WEIGHT	5.1 LBS / 2.3 KG	5.1 LBS / 2.3 KG	5.1 LBS / 2.3 KG	5.1 LBS / 2.3 KG
L70 (LUMEN MAINTENANCE)	60,000	60,000	60,000	60,000
WELL & LEED STANDARD REQUIREMENTS				
MAX. LUMINANCE 45°-90° OF NADIR	< 6000 CD/M ²			
LIGHT QUALITY	R9 > 50 (WITH 4000K)			
FLICKERING TOLERANCE	LOW FLICKER, COMPLIANT TO CALIFORNIA TITLE 24			

EFFICACY MULTIPLIERS

CRI	CCT	FACTOR
80+	4000K	N/A
80+	3500K	N/A
80+	3000K	N/A
80+	2700K	N/A
90+	4000K	0.88
90+	3500K	0.85
90+	3000K	0.81
90+	2700K	0.77

LIGHT DISTRIBUTION

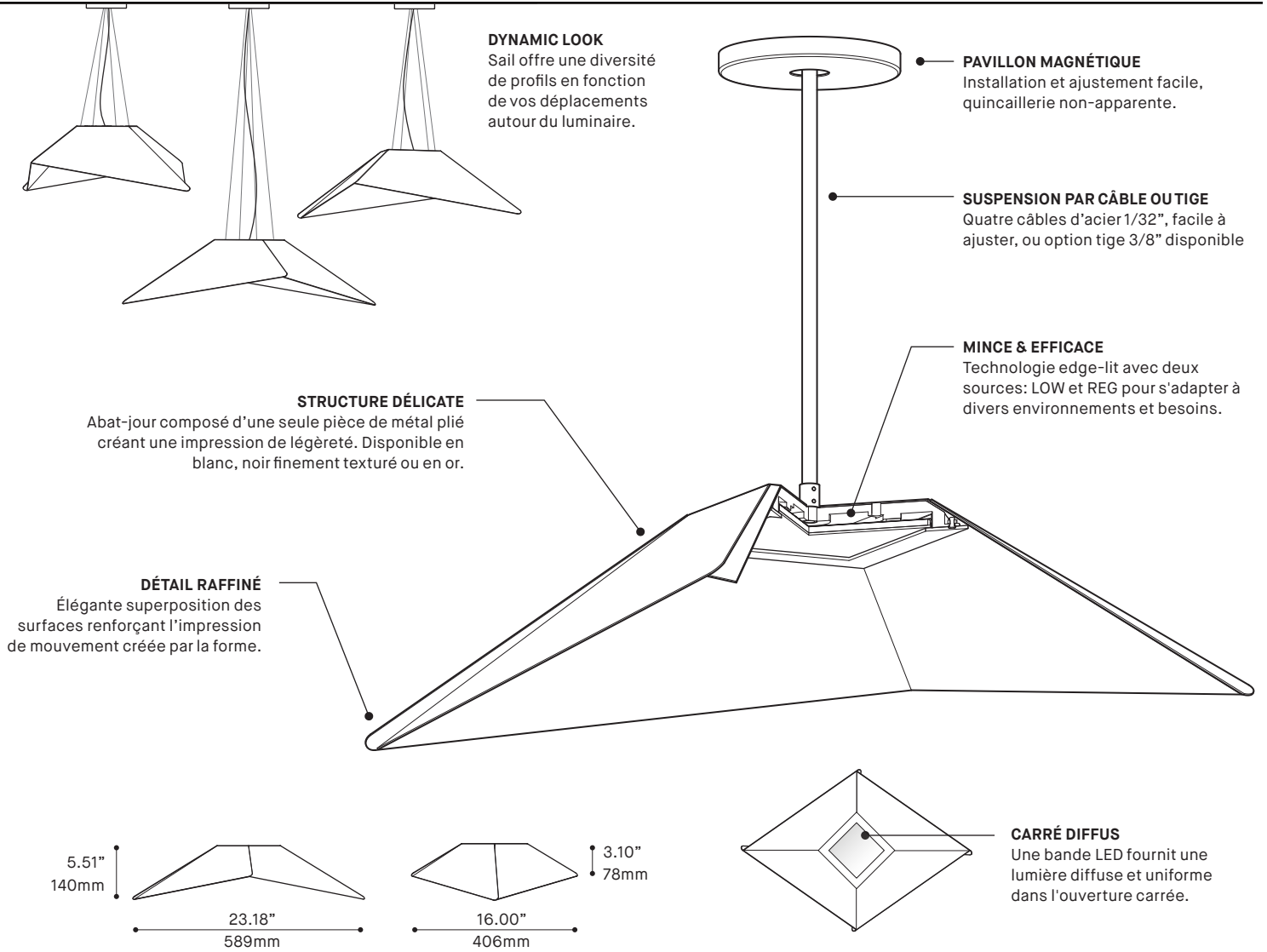


4265-24



Visit our website for warranty terms and conditions.

SAIL 4265-24



SPÉCIFICATION PRODUIT	LOW-BLKE	LOW-WHE	REG-BLKE	REG-WHE
-----------------------	----------	---------	----------	---------

PERFORMANCE				
PUISSANCE TOTALE	6 W	6 W	12 W	12 W
LUMENS RÉELS (4000K)	333 LM	637 LM	645 LM	1232 LM
EFFICACITÉ	56 LM/W	106 LM/W	54 LM/W	103 LM/W

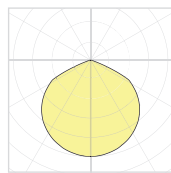
AUTRES INFORMATIONS				
POIDS DU LUMINAIRE	5.1 LBS / 2.3 KG	5.1 LBS / 2.3 KG	5.1 LBS / 2.3 KG	5.1 LBS / 2.3 KG
L70 (MAINTENANCE DE LA LUMIÈRE)	60,000	60,000	60,000	60,000

CRITÈRES DE CERTIFICATION WELL & LEED	
MAX. LUMINANCE 450-900 NADIR	< 6000 CD/M ²
QUALITÉ DE LA LUMIÈRE	R9 > 50 (AVEC 4000K)
TOLÉRANCE DE CLIGNOTEMENT	PEU DE CLIGNOTEMENT, CONFORME À CALIFORNIA TITLE 20

FACTEUR D'EFFICACITÉ

CRI	CCT	FACTOR
80+	4000K	N/A
80+	3500K	N/A
80+	3000K	N/A
80+	2700K	N/A
90+	4000K	0.88
90+	3500K	0.85
90+	3000K	0.81
90+	2700K	0.77

DISTRIBUTION LUMINEUSE



4265-24

LOOK DYNAMIQUE

Ayant l'aspect d'un losange, la structure angulaire dynamise l'espace en changeant de forme selon le point de vue.



Visitez notre site Web pour les termes et conditions.



DONNÉES TECHNIQUES