

# TANGRAM – ESSENTIAL 4280

PROJECT PROJÉT
SPEC TYPE
NOTES




## FINISH FINI



## OPTICAL ACCESSORIES ACCESSOIRES OPTIQUES



## STRAP FINISH FINI DE LA SANGLE



## ORDERING SPECIFICATION SPÉCIFICATION DE COMMANDE

CODE

MODEL MODÈLE					
(WITHOUT SPACER)					
4280	TANGRAM - ESSENTIAL				
(WITH SPACER, PLEASE SEE CONFIGURATION PAGE)					
4280-P01	TANGRAM - ESSENTIAL WITH ONE 24" SPACER				
4280-P02	TANGRAM - ESSENTIAL WITH TWO 24" SPACERS				
4280-P03	TANGRAM - ESSENTIAL WITH TWO SPACERS, ONE 48" & ONE 7"				
4280-P04	TANGRAM - ESSENTIAL WITH ONE 7" SPACER				
4280-P05	TANGRAM - ESSENTIAL WITH ONE 48" SPACER				
4280-P06	TANGRAM - ESSENTIAL WITH ONE 48" SPACER				
4280-P07	TANGRAM - ESSENTIAL WITH ONE 24" SPACER				
4280-P08	TANGRAM - ESSENTIAL WITH TWO SPACERS, ONE 24" & ONE 7"				
4280-P09	TANGRAM - ESSENTIAL WITH TWO SPACERS, ONE 7" & ONE 24"				
4280-P10*	TANGRAM - ESSENTIAL, TWO FIXTURES, ONE CANOPY & TWO ANCHORS				
4280-P11*	TANGRAM - ESSENTIAL, FIVE FIXTURES, FOUR CANOPIES & TWO ANCHORS				
4280-P12*	TANGRAM - ESSENTIAL, THREE FIXTURES, THREE SPACERS, TWO CANOPIES & TWO ANCHORS				
* ONLY AVAILABLE WITH REC6, REC7 & REC8 MOUNTING OPTIONS					
LIGHT SOURCE SOURCE LUMINEUSE					
LED.LO	LOW OUTPUT				
LED	REGULAR OUTPUT				
LED.HO	HIGH OUTPUT				
COLOR TEMPERATURE TEMPÉRATURE DE COULEUR					
27	2700K				
30	3000K				
35	3500K				
40*	4000K				
* LONGER LEAD TIME MAY APPLY, PLEASE CONTACT YOUR EUREKA REPRESENTATIVE					
COLOR RENDERING INDEX (CRI) INDICE DE RENDU DE COULEUR (IRC)		90			
90	90+ CRI				
VOLTAGE VOLTAGE					
120V	120 VOLT				
277V	277 VOLT				
CONTROL OPTION OPTION DE CONTRÔLE					
DV	0-10V DIMMING (120V-277V)				
DP	PHASE DIMMING (120V ONLY)				
NLTAIR2	NLIGHT AIR CONTROL GEN 2 (NOT AVAILABLE WITH REC1 & REC6 CANOPIES)				
NLIGHT	NLIGHT WIRED CONTROL (NOT AVAILABLE WITH REC1 & REC6 CANOPIES)				
EMERGENCY BATTERY BATTERIE D'URGENCE					
FOR 120-277V ONLY. EM DRIVER BOX INCLUDED, INSTALLED REMOTELY. SEE EM GUIDE FOR DETAILS					
EMB*	EMERGENCY BATTERY FOR REMOTE BOX				
* 3981E ACCESSORY IS REQUIRED FOR THIS OPTION					
OPTICAL ACCESSORIES ACCESSOIRES OPTIQUES					
PRL	PRISMATIQUE LENS				
HOW	HONEYCOMB LOUVER - WHE				
HOB	HONEYCOMB LOUVER - BLKE				
MOUNTING MONTAGE					
WITHOUT ANCHOR (FIXED WIDTH)					
REC1-07	7" RECTANGULAR CANOPY				
REC2-12	12" RECTANGULAR CANOPY				
REC3-24	24" RECTANGULAR CANOPY				
REC4-48	48" RECTANGULAR CANOPY				
REC5-72	72" RECTANGULAR CANOPY				
WITH ANCHOR (CUSTOM WIDTH)					
REC6-XX*	7" RECTANGULAR CANOPY WITH REMOTE ANCHOR				
REC7-XX*	12" RECTANGULAR CANOPY WITH REMOTE ANCHOR				
REC8-XX*	24" RECTANGULAR CANOPY WITH REMOTE ANCHOR (ONLY FOR P10, P11 & P12 TANGRAM MODELS)				
* SPECIFY DISTANCE BETWEEN STRAPS (W), AT CEILING. PLEASE REFER TO ILLUSTRATION BELOW. FOR P10, P11 & P12 MODELS, SPECIFY THE TOTAL DISTANCE.					
OVERALL HEIGHT HAUTEUR HORS TOUT					
XX*	OVERALL HEIGHT				
* SPECIFY OVERALL HEIGHT (H), FROM BOTTOM OF THE FIXTURE TO CEILING, IN INCHES.					
CANOPY FINISH FINI DU PAVILLON					
BLKE	BLACK FINE TEXTURE				
WHE	WHITE FINE TEXTURE				
MATCH*	COLOR MATCH WITH FIXTURE FINISH				
RAL*	PLEASE SPECIFY RAL CODE				
* LONGER LEAD TIME MAY APPLY, PLEASE CONTACT YOUR EUREKA REPRESENTATIVE.					
STRAP FINISH FINI DE LA SANGLE					
BLKS	BLACK STRAP				
SGS	SILVERGRAY STRAP				
PNS	PINOT STRAP				
OBS	OCEAN BLUE STRAP				
BGS	BRITISH RACING GREEN STRAP				
FINISH FINI					
BLKE	BLACK	CPE*	CLAY PINK	NBE*	NAVY BLUE
WHE	WHITE	DBE*	DYNAMIC BLUE	SBE*	SAND BEIGE
AYE*	APRICOT YELLOW	GGE*	GRASS GREEN	SGE*	SAGE GREY
BRE*	BRICK RED	HGE*	HUNTER GREEN	STE*	SUMMER TEAL
CBE*	CHOCOLATE BROWN	LNE*	LUNAR GREY		
SPACERS WILL HAVE THE SAME FINISH AS THE FIXTURE					
* LONGER LEAD TIME MAY APPLY, PLEASE CONTACT YOUR EUREKA REPRESENTATIVE					

# TANGRAM – ESSENTIAL 4280

PROJECT PROJET

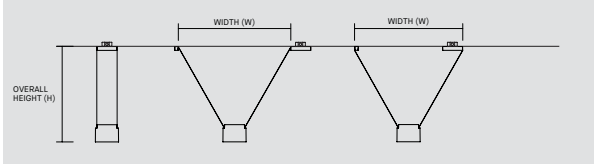
SPEC TYPE

NOTES

## ACCESSORY EMERGENCY BATTERY ACCESSOIRE BATTERIE D'URGENCE

<b>3981EA</b>	ELECTRICAL BOX FOR EMB EMERGENCY BATTERY
<b>39NLAA</b>	NLIGHT AIR GEN 2 REMOTE POWER PACK
<b>39NLWA</b>	NLIGHT WIRED REMOTE POWER PACK

## WIDTH & OVERALL HEIGHT REFERENCE RÉFÉRENCE POUR LA LARGEUR ET LA HAUTEUR HORS-TOUT



## MOUNTING OPTIONS OPTIONS DE MONTAGE



## PRODUCT CHARACTERISTICS CARACTÉRISTIQUES DU PRODUIT




3.5"  
(89mm)  
x 3.5"  
(89mm)

# TANGRAM – ESSENTIAL 4280 - WHITE TUNING

PROJECT PROJÉT
SPEC TYPE
NOTES




## FINISH FINI



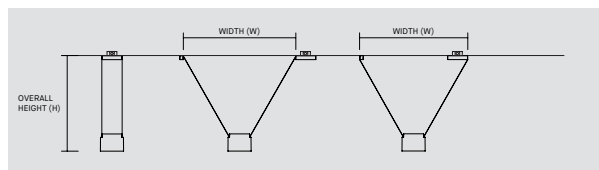
## OPTICAL ACCESSORIES ACCESSOIRES OPTIQUES



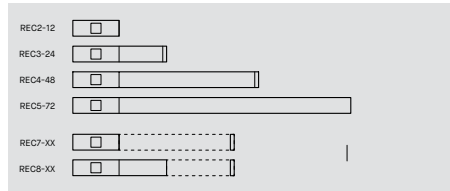
## STRAP FINISH FINI DE LA SANGLE



## WIDTH & OVERALL HEIGHT REFERENCE RÉFÉRENCE POUR LA LARGEUR ET LA HAUTEUR HORS-TOUT



## MOUNTING OPTIONS OPTIONS DE MONTAGE



## ORDERING SPECIFICATION SPÉCIFICATION DE COMMANDE

### MODEL MODÈLE

(WITHOUT SPACER)	
4280	TANGRAM - ESSENTIAL
(WITH SPACER, PLEASE SEE CONFIGURATION PAGE)	
4280-P01	TANGRAM - ESSENTIAL WITH ONE 24" SPACER
4280-P02	TANGRAM - ESSENTIAL WITH TWO 24" SPACERS
4280-P03	TANGRAM - ESSENTIAL WITH TWO SPACERS, ONE 48" & ONE 24"
4280-P04	TANGRAM - ESSENTIAL WITH ONE 7" SPACER
4280-P05	TANGRAM - ESSENTIAL WITH ONE 48" SPACER
4280-P06	TANGRAM - ESSENTIAL WITH ONE 48" SPACER
4280-P07	TANGRAM - ESSENTIAL WITH ONE 24" SPACER
4280-P08	TANGRAM - ESSENTIAL WITH TWO SPACERS, ONE 24" & ONE 7"
4280-P09	TANGRAM - ESSENTIAL WITH TWO SPACERS, ONE 7" & ONE 24"
4280-P10*	TANGRAM - ESSENTIAL, TWO FIXTURES, ONE CANOPY & TWO ANCHORS
4280-P11*	TANGRAM - ESSENTIAL, FIVE FIXTURES, FOUR CANOPIES & TWO ANCHORS
4280-P12*	TANGRAM - ESSENTIAL, THREE FIXTURES, THREE SPACERS, TWO CANOPIES & TWO ANCHORS * ONLY AVAILABLE WITH REC7 & REC8 MOUNTING OPTIONS

### LIGHT SOURCE SOURCE LUMINEUSE

LED	REGULAR OUTPUT	LED
-----	----------------	-----

### COLOR TEMPERATURE TEMPÉRATURE DE COULEUR

TW*	TUNABLE WHITE (2700K TO 5000K) * LONGER LEAD TIME MAY APPLY, PLEASE CONTACT YOUR EUREKA REPRESENTATIVE	TW
-----	---	----

### COLOR RENDERING INDEX (CRI) INDICE DE RENDU DE COULEUR (IRC)

90	90+ CRI	90
----	---------	----

### VOLTAGE VOLTAGE

120V	120 VOLT
277V	277 VOLT

### CONTROL OPTION OPTION DE CONTRÔLE

DDV	DUAL 0-10V DIMMING
NTL	NLIGHT NTUNE CONTROL

### OPTICAL ACCESSORIES ACCESSOIRES OPTIQUES

PRL	PRISMATIQUE LENS
HOW	HONEYCOMB LOUVER - WHE
HOB	HONEYCOMB LOUVER - BLKE

### MOUNTING MONTAGE

WITHOUT ANCHOR (FIXED WIDTH)

REC2-12	12" RECTANGULAR CANOPY
REC3-24	24" RECTANGULAR CANOPY
REC4-48	48" RECTANGULAR CANOPY
REC5-72	72" RECTANGULAR CANOPY

WITH ANCHOR (CUSTOM WIDTH)

REC7-XX*	12" RECTANGULAR CANOPY WITH REMOTE ANCHOR
REC8-XX*	24" RECTANGULAR CANOPY WITH REMOTE ANCHOR (ONLY FOR P10, P11 & P12 TANGRAM MODELS) * SPECIFY DISTANCE BETWEEN STRAPS (W), AT CEILING. PLEASE REFER TO ILLUSTRATION BELOW. FOR P10, P11 & P12 MODELS, SPECIFY THE TOTAL DISTANCE.

### OVERALL HEIGHT HAUTEUR HORS TOUT

XX*	OVERALL HEIGHT * SPECIFY OVERALL HEIGHT (H), FROM BOTTOM OF THE FIXTURE TO CEILING, IN INCHES.
-----	---

### CANOPY FINISH FINI DU PAVILLON

BLKE	BLACK FINE TEXTURE
WHE	WHITE FINE TEXTURE
MATCH*	COLOR MATCH WITH FIXTURE FINISH
RAL*	PLEASE SPECIFY RAL CODE * LONGER LEAD TIME MAY APPLY, PLEASE CONTACT YOUR EUREKA REPRESENTATIVE.

### STRAP FINISH FINI DE LA SANGLE

BLKS	BLACK STRAP
SGS	SILVERGRAY STRAP
PNS	PINOT STRAP
OBS	OCEAN BLUE STRAP
BGS	BRITISH RACING GREEN STRAP

### FINISH FINI

BLKE	BLACK	CPE*	CLAY PINK	NBE*	NAVY BLUE
WHE	WHITE	DBE*	DYNAMIC BLUE	SBE*	SAND BEIGE
AYE*	APRICOT YELLOW	GGE*	GRASS GREEN	SGE*	SAGE GREY
BRE*	BRICK RED	HGE*	HUNTER GREEN	STE*	SUMMER TEAL
CBE*	CHOCOLATE BROWN	LNE*	LUNAR GREY		

SPACERS WILL HAVE THE SAME FINISH AS THE FIXTURE  
\* LONGER LEAD TIME MAY APPLY, PLEASE CONTACT YOUR EUREKA REPRESENTATIVE

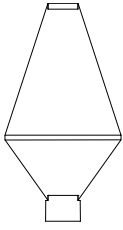
## PRODUCT CHARACTERISTICS CARACTÉRISTIQUES DU PRODUIT



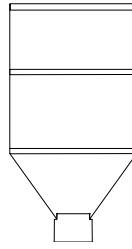
## SPECIFICATION

# TANGRAM – ESSENTIAL 4280

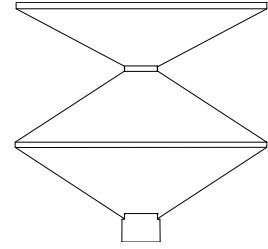
ALL CONFIGURATIONS BELOW ARE SHOWN WITH AN 60" OVERALL HEIGHT.



**428X-P01**  
ONE 24" SPACER AT THE FIRST THIRD THE TOTAL HEIGHT  
SHOWN WITH A REC1-07 CANOPY.



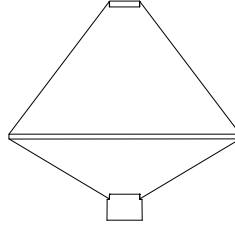
**428X-P02**  
TWO 24" SPACERS AT EACH THIRD OF THE TOTAL HEIGHT.  
SHOWN WITH A REC3-24 CANOPY.



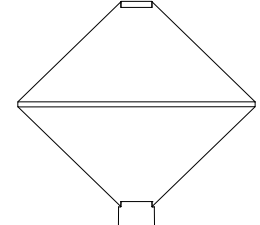
**428X-P03**  
ONE 48" SPACER AT THE FIRST THIRD AND ONE 7" SPACER AT  
THE SECOND THIRD.  
SHOWN WITH A REC4-48 CANOPY.



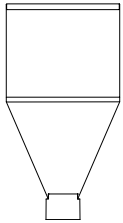
**428X-P04**  
ONE 7" SPACER AT THE FIRST THIRD OF THE TOTAL HEIGHT.  
SHOWN WITH A REC1-07 CANOPY.



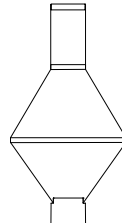
**428X-P05**  
ONE 48" SPACER AT THE FIRST THIRD OF THE TOTAL HEIGHT.  
SHOWN WITH A REC1-07 CANOPY.



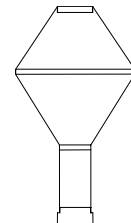
**428X-P06**  
ONE 48" SPACER AT THE MIDDLE OF THE TOTAL HEIGHT.  
SHOWN WITH A REC1-07 CANOPY.



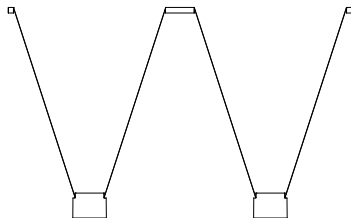
**428X-P07**  
ONE 24" SPACER AT THE MIDDLE OF THE TOTAL HEIGHT.  
SHOWN WITH A REC3-24 CANOPY.



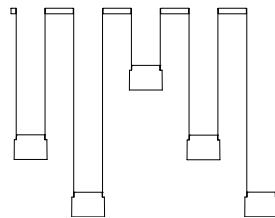
**428X-P08**  
ONE 24" SPACER AT THE FIRST THIRD AND ONE  
7" SPACER AT THE SECOND THIRD.  
SHOWN WITH A REC1-07 CANOPY.



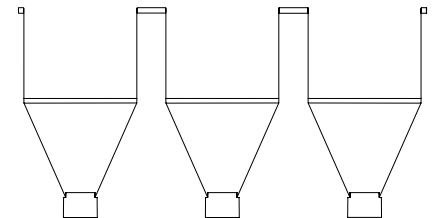
**428X-P09**  
ONE 7" SPACER AT THE FIRST THIRD AND ONE 24" SPACER AT  
THE SECOND THIRD.  
SHOWN WITH A REC1-07 CANOPY.



**428X-P10**  
TWO FIXTURES WITH TWO ANCHORS.  
SHOWN WITH A REC6-XX CANOPY.



**428X-P11**  
FIVE FIXTURES WITH TWO ANCHORS.  
SHOWN WITH A REC6-XX CANOPY.



**428X-P12**  
THREE FIXTURES WITH THREE SPACERS, EACH AT THE MIDDLE  
OF THE TOTAL HEIGHT, AND TWO ANCHORS.  
SHOWN WITH A REC6-XX CANOPY.


## CUSTOM CONFIGURATIONS

FOR CUSTOM CONFIGURATIONS, SIMPLY CONTACT THE FACTORY AND WE WILL BE PLEASED TO DISCUSS YOUR DESIGN REQUIREMENTS.

# TANGRAM- FINISH OPTIONS / OPTIONS DE FINIS Standard



**BLKE**  
Black Textured



**WHE**  
White Textured


## Premium



**AYE**  
Apricot  
Yellow  
Textured



**BRE**  
Brick Red  
Textured



**CBE**  
Chocolate  
Brown  
Textured



**CPE**  
Clay Pink  
Textured




**DBE**  
Dynamic Blue  
Textured



**GGE**  
Grass Green  
Textured



**HGE**  
Hunter Green  
Textured



**LNE**  
Lunar Gray  
Textured



**NBE**  
Navy Blue  
Textured



**SBE**  
Sand Beige  
Textured



**SGE**  
Sage Gray  
Textured

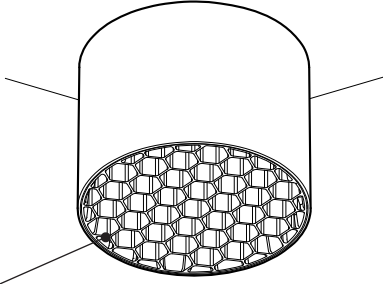


**STE**  
Summer Teal  
Textured

# TANGRAM ESSENTIAL - 4280 & 4580

## SURFACE OPTION

Tangram-Essential can also be installed on a ceiling by the means of a concealed surface mount system.



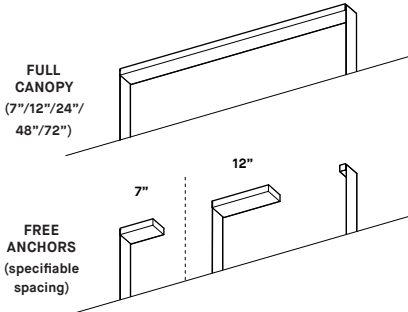
## CHOOSE YOUR OPTICAL ACCESSORY

Choose between a unique and impressive 3D metal printed honeycomb louver (shown above) and a prismatic textured diffuser.

## STRAPSUSPENSION

Fixture is suspended by two high quality UV resistant straps housing an imperceptible flat power cable. Available in 5 eye-catching colors.

## SUSPENDED MOUNTING OPTIONS

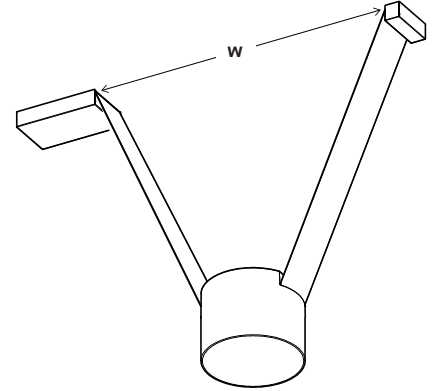


## SPACER

(Optional) A pre-installed and field adjustable spacer is available in 4 different sizes. Choose among 12 preconfigured options using the spacer to amplify the geometry of the luminaire.

## CUSTOM WIDTH

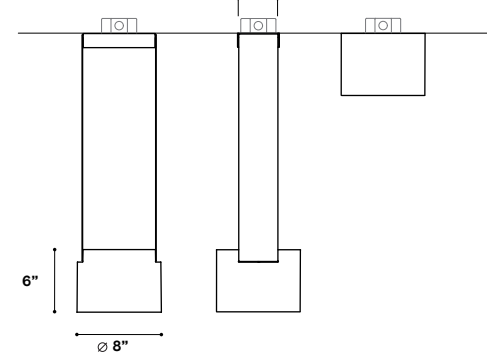
Canopy and anchor distance can be specified to create a variety of strap angles. They can be positioned inside or outside as desired.



## HIGH POWERED LED

A single 90 CRI COB light engine creates a powerful illumination delivering up to 3900 lumens.

## DIMENSIONS



## PRISMATIC DIFFUSER

Calling back to Tangram-Trace's light surface, Tangram-Essential also comes with a diamond textured diffuser option which provides an intriguing perception of depth while offering a uniform light glow.

## PRODUCT SPECIFICATION

PERFORMANCE	PRISMATIC LENS (PRL)				WHITE HONEYCOMB LOUVER (HOW)				BLACK HONEYCOMB LOUVER (HOB)			
	LOW	REG	HO	TW	LOW	REG	HO	TW	LOW	REG	HO	TW
SYSTEM WATTAGE	13.9 W	24.4 W	33.2 W	15.3 W	13.9 W	24.4 W	33.2 W	15.3 W	13.9 W	24.4 W	33.2 W	15.3 W
DELIVERED LUMENS (4000K - WHE)	1857 LM	3061 LM	3977 LM	1677 LM	1265 LM	2071 LM	2690 LM	1134 LM	496 LM	817 LM	1062 LM	448 LM

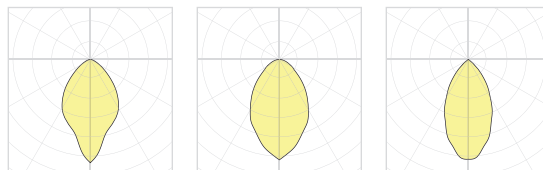
## OTHER INFORMATION

LUMINAIRE'S WEIGHT	6 LBS / 2.8 KG	6 LBS / 2.8 KG	6 LBS / 2.8 KG
L70 (LUMEN MAINTENANCE) LO/REG/HO	> 60 000 HRS	> 60 000 HRS	> 60 000 HRS
LIGHT QUALITY STATIC/TW	R9 > 70 / R9 > 50	R9 > 70 / R9 > 50	R9 > 70 / R9 > 50

## EFFICACY MULTIPLIERS

CCT	FACTOR	TW FACTOR
5000K	-	0.93
4000K	1.00	1.00
3500K	0.97	0.99
3000K	0.93	0.98
2700K	0.89	0.91

## LIGHT DISTRIBUTION



PRISMATIC LENS (PRL)

WHITE LOUVER (HOW)

BLACK LOUVER (HOB)

Polyester straps comply with the horizontal burning flame test of Clause 17.25 CSA C22.2 No. 250.0:21 / UL 1598 5th Ed / NMX-J-307/1-ANCE Fourth Edition.

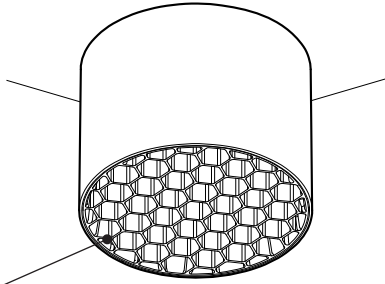


Visit our website for warranty terms and conditions.

# TANGRAM ESSENTIAL - 4280 & 4580

## OPTION SURFACE

Tangram-Essential peut également être installé au plafond à l'aide de son système de montage dissimulé.



## CHOISISSEZ VOTRE ACCESSOIRE OPTIQUE

Choisissez entre un impressionnant déflecteur gaufré en impression de métal 3D (représenté ci-haut) et un diffuseur prismatique texturé.

## SANGLES DE SUSPENSION

Le luminaire est suspendu par deux sangles de qualité supérieure à résistance UV abritant un câble plat imperceptible. Disponible en 5 couleurs.

## OPTIONS DE MONTAGE SUSPENDU

PAVILLON PLEINE LARGEUR  
(7"/12"/24"/48"/72")

ANCRAGES LIBRES  
(distance spécifiée)

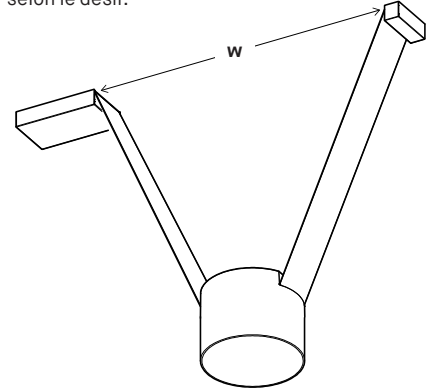
7" 12"

## MEMBRURE D'ESPACEMENT

(Optionnel) Une membrure pré-installée et ajustable sur place est disponible en 4 longueurs. Choisissez parmi 12 pré-configurations avec membrures pour accentuer la géométrie du luminaire.

## LARGEUR PERSONNALISABLE

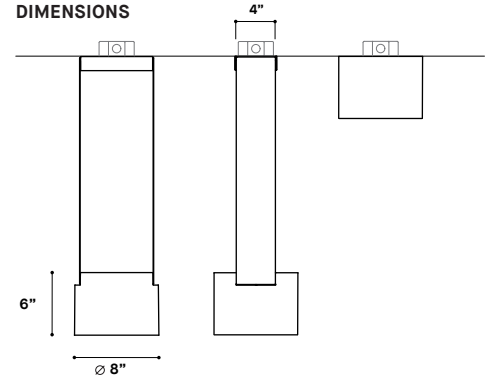
La distance entre le pavillon et l'ancrage peut être spécifiée afin de créer une variété d'angles. Ils peuvent être positionnés à l'intérieur ou à l'extérieur selon le désir.



## LED HAUTE-PUISSANCE

L'unique COB 90 CRI crée une puissante illumination générant jusqu'à 3900 lumens.

## DIMENSIONS



## DIFFUSEUR PRISMATIQUE

Faisant rappel à Tangram-Trace, Essential est également offert avec l'option d'un diffuseur texturé fournissant une lumière uniforme accompagnée d'une intrigante illusion de profondeur.

## SPÉCIFICATION PRODUIT

### LENTILLE PRISMATIQUE (PRL)

	LOW	REG	HO	TW
PUISSANCE TOTALE	13.9 W	24.4 W	33.2 W	15.3 W
LUMENS RÉELS (4000K - WHE)	1857 LM	3061 LM	3977 LM	1677 LM

### DÉFLECTEUR EN NID D'ABEILLE BLANC (HOW)

	LOW	REG	HO	TW
PUISSANCE TOTALE	13.9 W	24.4 W	33.2 W	15.3 W
LUMENS RÉELS (4000K - WHE)	1265 LM	2071 LM	2690 LM	1134 LM

### DÉFLECTEUR EN NID D'ABEILLE NOIR (HOB)

	LOW	REG	HO	TW
PUISSANCE TOTALE	13.9 W	24.4 W	33.2 W	15.3 W
LUMENS RÉELS (4000K - WHE)	496 LM	817 LM	1062 LM	448 LM

## AUTRES INFORMATIONS

### POIDS DU LUMINAIRE

6 LBS / 2.8 KG

6 LBS / 2.8 KG

6 LBS / 2.8 KG

### L70 (MAINTENANCE DE LA LUMIÈRE) LO/REG/HO

> 60 000 H

> 60 000 H

> 60 000 H

### QUALITÉ LUMINEUSE STATIQUE/TW

R9 > 70 / R9 > 50

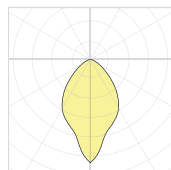
R9 > 70 / R9 > 50

R9 > 70 / R9 > 50

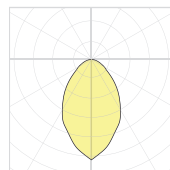
## FACTEUR D'EFFICACITÉ

CCT	FACTOR	TW FACTOR
5000K	-	0.93
4000K	1.00	1.00
3500K	0.97	0.99
3000K	0.93	0.98
2700K	0.89	0.91

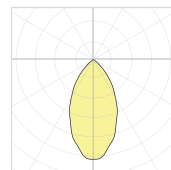
## DISTRIBUTION LUMINEUSE



LENT. PRISMATIQUE (PRL)



DÉFLECTEUR BL. (HOW)



DÉFLECTEUR NOIR (HOB)

Les sangles en polyester sont conformes à l'essai de flamme horizontale de la clause 17.25 CSA C22.2 No. 250.0:21 / UL 1598 5th Ed / NMX-J-307/1-ANCE Fourth Edition.



Visitez notre site Web pour les termes et conditions.



## DONNÉES TECHNIQUES

# TANGRAM TRACE - 74280

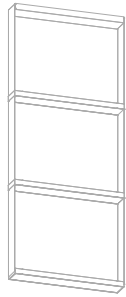
## CONFIGURATION GUIDE

### STEP 1 - CHOOSE YOUR FIXTURE

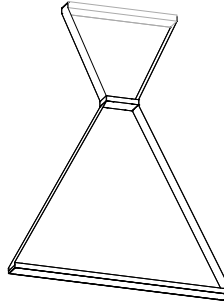
Choose among a variety of 9 preconfigurations. Refer to specification sheet to view all available options.



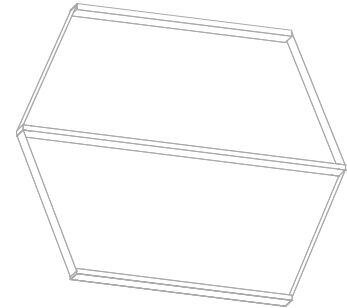
74280-24



74280-L02



74280-L04

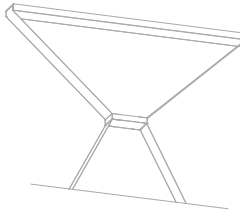
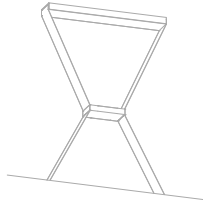
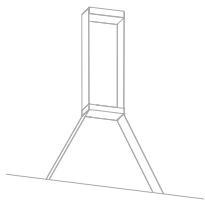


74280-L06

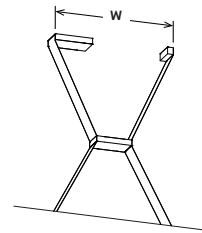


### STEP 2 - CHOOSE YOUR MOUNTING OPTION AND OVERALL WIDTH (W)

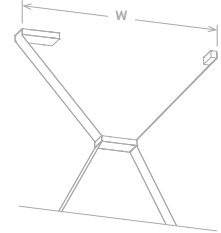
Change the look of your fixture by selecting a different mounting option and customizing the width between the anchors for distinct strap angles.



OR



$w = 24"$

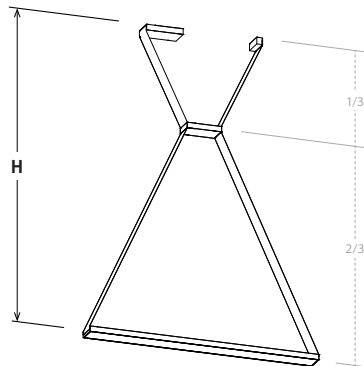
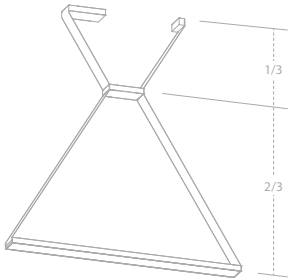


**CANOPY WITH ANCHOR**  
SPECIFY OVERALL WIDTH (W)

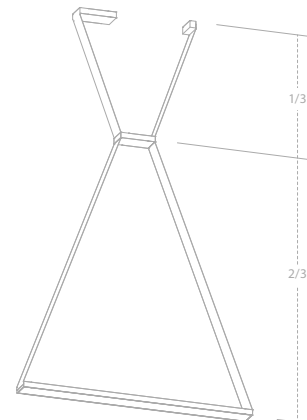
**FULL LENGTH CANOPY**  
FIXED WIDTH

### STEP 3 - SPECIFY OVERALL HEIGHT

Specify the overall height from the bottom of the fixture to the ceiling preserving the same component height proportions.



$H = 66"$



# Strap Material Color Options



Eureka Code	<b>BGS</b> British Racing Green	<b>BLKS</b> Black	<b>OBS</b> Ocean Blue	<b>PNS</b> Pinot	<b>SGS</b> Silver Gray
Pantone Color Match	17-6212	Standard Black	19-4029	19-1930	20-0009
SUGGESTED COMBINATIONS					
Eureka Finish Combo	PGE*	BLKE	NBE	N/A	LGE*
RAL K7 Combo	6011*	9004	5003	3011*	7046*
Eureka Felt Combo	DTF Deep Teal Green*	BBF Black	OBF Ocean Blue	PNF Pinot Noir	TGF Titanium Gray

\*Tone-on-tone combo

- Colors shown for visual reference only. To visualize finishes properly, use appropriate Pantone color chart, RAL color chart or felt samples.
- Due to the dye process, colors may vary slightly from batch to batch.
- Consult your sales representative or factory to get a sample.